TDM / TDMH / TDML Series
Delay-on-Make Timer

Wiring Diagram

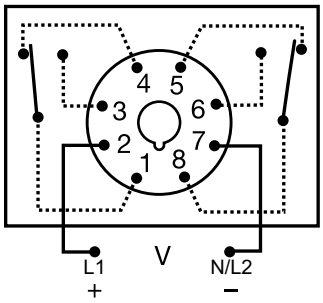

Relay contacts are isolated.

Ordering Information

MODEL	INPUT VOLTAGE	DELAY RANGE
TDM120AL	120 V ac	1–1023 s in 1 s increments
TDM12DL	12 V dc	1–1023 s in 1 s increments
TDM230AL	230 V ac	1–1023 s in 1 s increments
TDM24AL	24 V ac	1–1023 s in 1 s increments
TDM24DL	24 V dc/28 V dc	1–1023 s in 1 s increments
TDMH120AL	120 V ac	10 –10230 s in 10 s increments
TDMH24AL	24 V ac	10 –10230 s in 10 s increments
TDML110DL	110 V dc	0.1 –102.3 s in 0.1 s increments
TDML120AL	120 V ac	0.1 –102.3 s in 0.1 s increments
TDML12DL	12 V dc	0.1 –102.3 s in 0.1 s increments
TDML24DL	24 V dc/28 V dc	0.1 –102.3 s in 0.1 s increments

Description

The TDM/TDMH/TDML series is a delay-on-make timer that combines accurate digital circuitry with isolated, DPDT relay contacts in an industry standard 8-pin plug-in package. DIP switch adjustment allows precise selection of the time delay over the full time delay range. The TDM/TDMH/TDML series is the product of choice for custom control panel and OEM designers.

Operation (Delay-on-Make)

Upon application of input voltage, the time delay begins. The output is de-energized before and during the time delay. At the end of the time delay, the output relay energizes and remains energized until input voltage is removed.

Reset: Removing input voltage resets the time delay and output.

Features & Benefits

FEATURES	BENEFITS
Wide delay range (0.1 s to 2.8 h)	User selectable via DIP switches for fine tuning to individual applications.
Microcontroller based	Repeat Accuracy +/- 0.1 %
Dip switch adjustment	Provides first time setting accuracy of +/- 2 %
Setting accuracy +/- 2 %	Provides flexibility for use in most applications
LED indication	Provides visual indication of time delay status
Isolated 8 A, DPDT output contacts	Allows control of loads with independent voltage sources

Accessories

OT08PC 8-pin Octal Socket for UL listing*
8-pin 35 mm DIN-rail or surface mount. Rated at 10 A @ 600 V ac. Surface mounted with two #6 screws or snaps onto a 35 mm DIN rail.

P1011-6 Octal Socket for UL listing*
8-pin surface mount socket with binder head screw terminals. Rated 10 A @ 600 V ac.

C103PM (AL) DIN Rail
35 mm aluminum DIN rail available in a 36 in. (91.4 cm) length.

© 2021 Littelfuse, Inc.
Rev: 1-B-030121

Specifications

Time Delay	
Type	Digital integrated circuitry
Range	0.1–102.3 s in 0.1 s increments 1–1023 s in 1 s increments 10–10,230 s in 10 s increments
Repeat Accuracy	±0.1 %
Setting Accuracy	±2 %
Reset Time	≤ 150 ms
Time Delay vs. Temperature & Voltage	±5 %
Indicator	LED glows during timing; relay is de-energized
Input	
Voltage	12, 24, or 110 V dc; 24, 120, or 230 V ac
Tolerance	
12 V dc & 24 Vdc/ac	-15 %–20 %
110 V ac/dc to 230 V ac	-20 %–10 %
Ac Line Frequency	50/60 Hz
Power Consumption	≤ 3.25W
Output	
Type	Electromechanical relay
Form	DPDT
Rating	8 A resistive @ 120/240 V ac; 1/3 hp @ 120/240 V ac
Life	Mechanical - 1 x10^7; Electrical - 1 x 10^6
Protection	
Polarity	Dc units are reverse polarity protected
Isolation Voltage	≥ 1500 V RMS input to output
Mechanical	
Mounting	Plug-in socket
Dimensions	**H** 44.45 mm (1.75”); **W** 60.33 mm (2.38”); **D** (with socket) 104.78 mm (4.13”)
Termination	Octal 8-pin plug-in
Environmental	
Operating/Storage Temperature	-20 °C to 65 °C / -30 °C to 85 °C
Weight	≅ 4 oz (113 g)
Safety Marks	
UL (socket required)*	UL 508 (E57310)

*UL Listed when used with Part Number OT08-PC or RB08-PC manufactured by Custom Connector Corp.

Note: Manufacturer's recommended screw terminal torque for the OT Series sockets is 12 in-lbs.

Binary Switch Operation

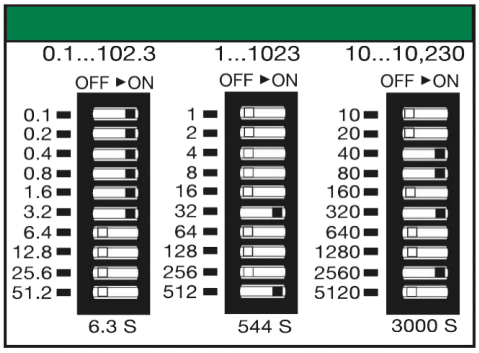

Function Diagram

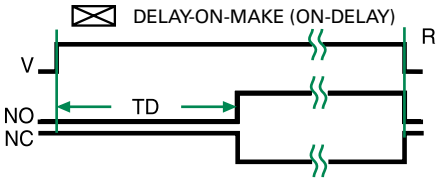

V = Voltage
NO = Normally Open Contact
NC = Normally Closed Contact
TD = Time Delay
R = Reset
= Undefined Time

Disclaimer Notice – Information furnished is believed to be accurate and reliable. However, users should independently evaluate the suitability of and test each product selected for their own applications. Littelfuse products are not designed for, and may not be used in, all applications. Read complete Disclaimer Notice at **www.littelfuse.com/product-disclaimer.**

© 2021 Littelfuse, Inc.