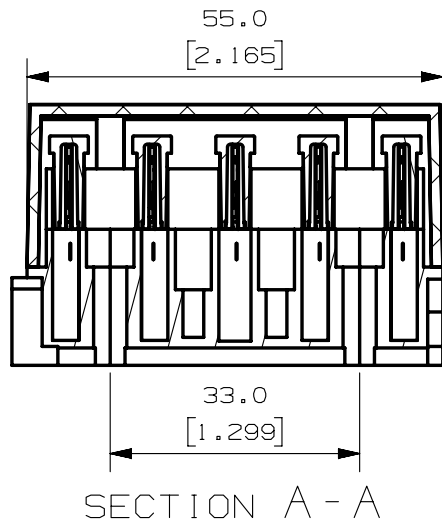
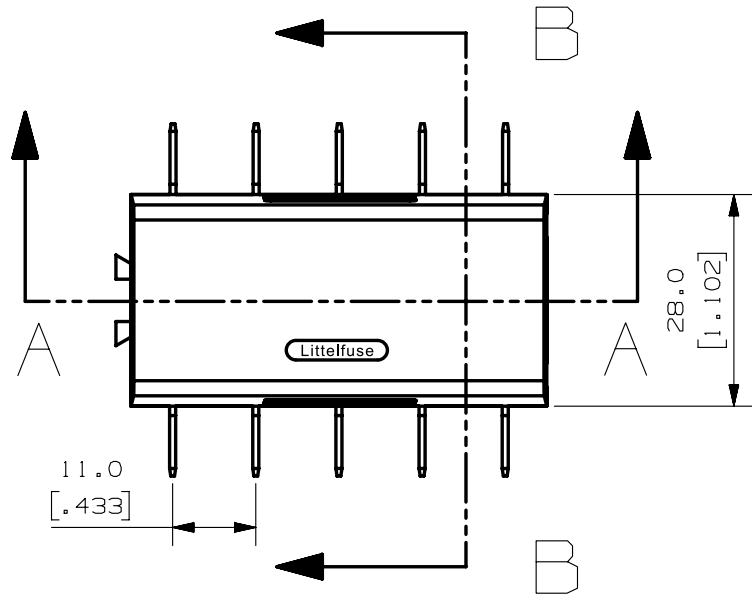
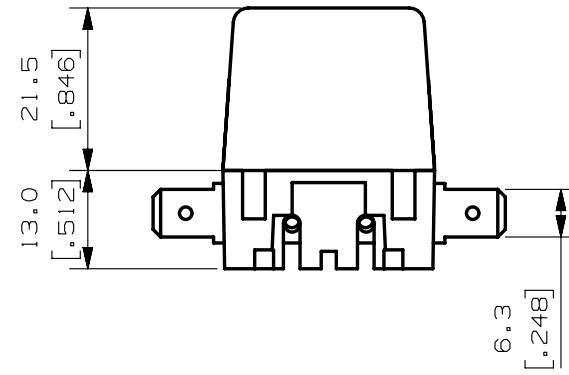


SECTION B - B



SECTION A - A



METRIC  
ASSEMBLY

- NOTES:  
 1. MATERIALS:  
 COVER: CRYSTAL-CLAEER POLYCARBONATE  
 BODY: BLACK POLYAMIDE, GLASS FIBER REINFORCED  
 CONTACT SECURING: WHITE POLYAMIDE, GLASS FIBER REINFORCED  
 CONTACTS: TIN PLATED BRASS, PLATING THICKNESS 8-10u

NO	COMPONENT NO	DESCRIPTION	QTY/M	U/M
BILL OF MATERIAL				
UNLESS OTHERWISE SPECIFIED, DIMENSIONS ARE IN MILLIMETERS. DIMENSIONS IN BRACKETS [ ] ARE INCHES				
UNLESS OTHERWISE SPECIFIED, DIMENSIONS DO NOT INCLUDE PLATING.				
⊙		DENOTES CRITICAL CHARACTERISTICS.		
CPK		DENOTES CPK DIMENSIONS, -MINIMUM CPK VALUE		
ST		DENOTES A CHARACTERISTIC THAT PROVIDES AN INDICATION OF PROCESS PERFORMANCE. PROCEDURE FOR MEASUREMENT AND TRACKING TO BE DEFINED IN LITTELFUSE INSPECTION INSTRUCTIONS		
CP		DENOTES CP DIMENSIONS, -MINIMUM CP VALUE MUST BE WITHIN THE DIMENSIONAL LIMITATIONS SHOWN ON DRAWING AND INITIALLY LOCATED TO ALLOW FOR MAXIMUM TOOL LIFE		

COPIES TO		MATL SPEC	REFER TO NOTES	
LTR	DATE	FINISH	REFER TO NOTES	
A	5/Jan/16		DATE	8/16/13
			SCALE	1:1
			CHK	SUPER DR
			APPD	FINISH GOOD WT
				GRAMS/PIECE
				TOLERANCES UNLESS OTHERWISE SPECIFIED (REF. ISO 2768-FH)
				DIMENSION 0.5 - 3 UP TO OVER UP TO OVER UP TO OVER UP TO OVER
				TOLERANCE +0.1 ±0.1 ±0.2 ±0.3 ±0.5
				3RD ANGLE PROJECTION
				TITLE ATO BLOCK 5 POSITIONS, HORIZONTAL CONTACTS
				REVISION DRWG. NO. A 03500417Z
				OUTLINE

