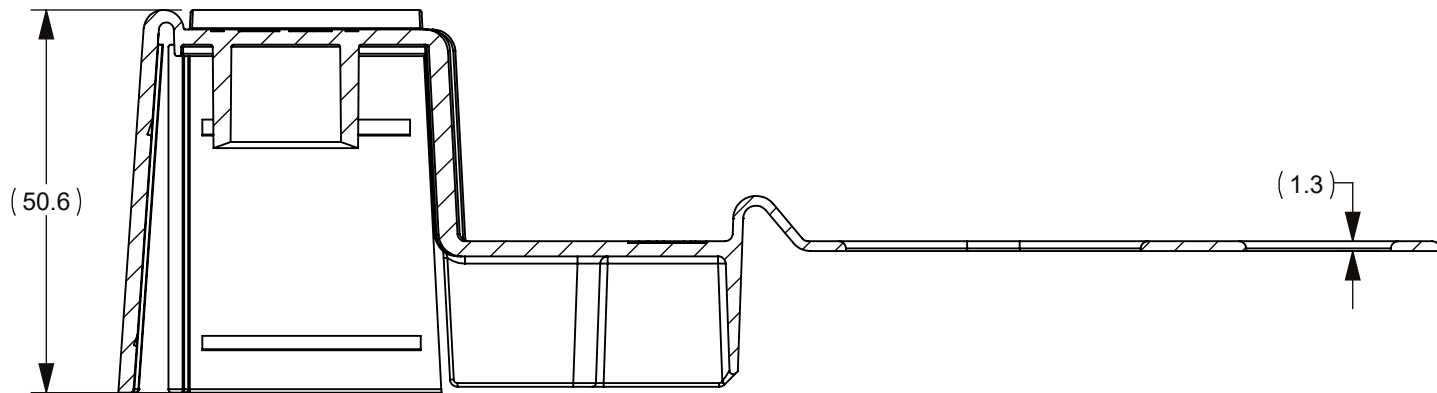
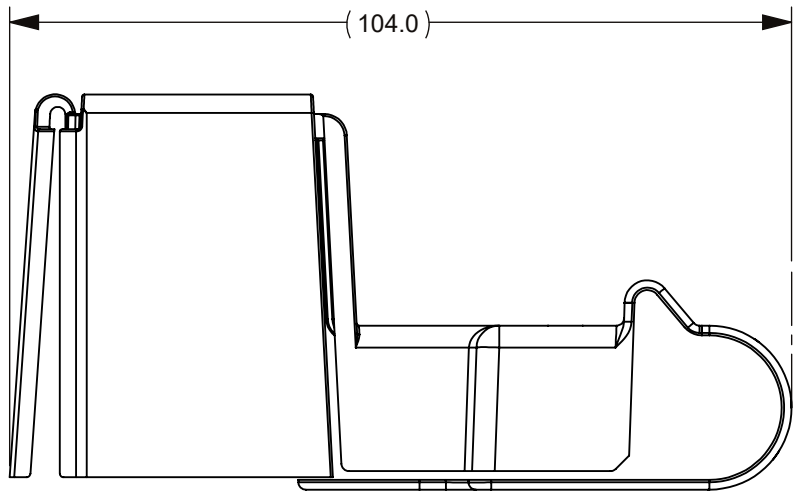
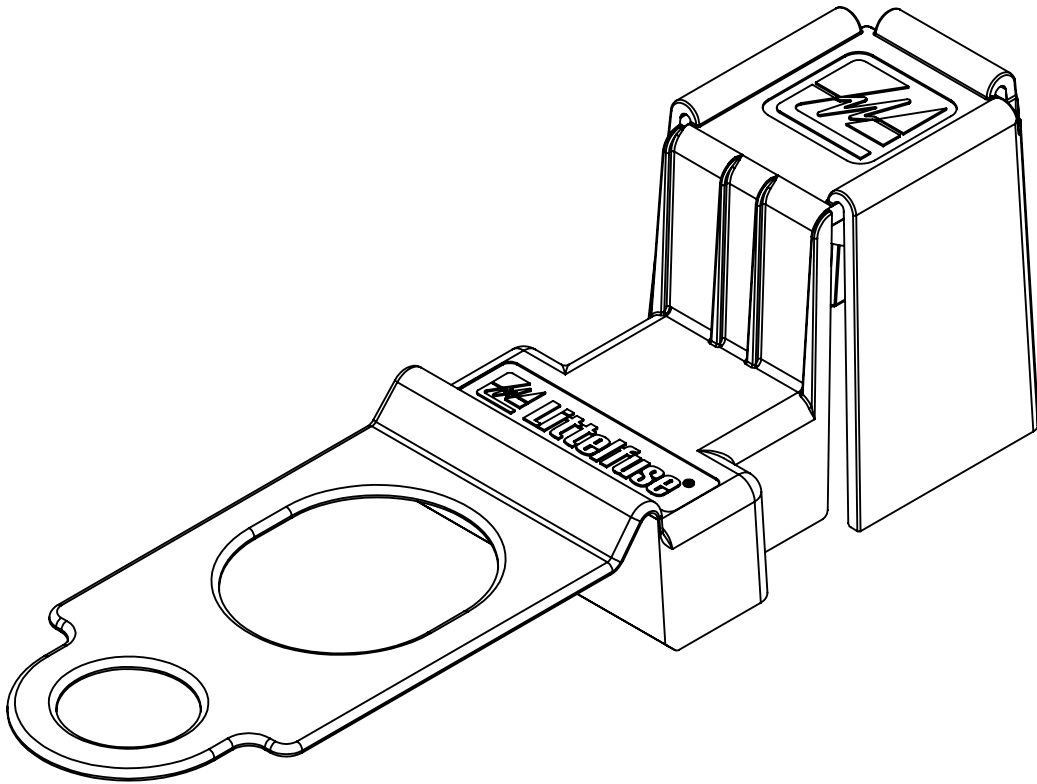
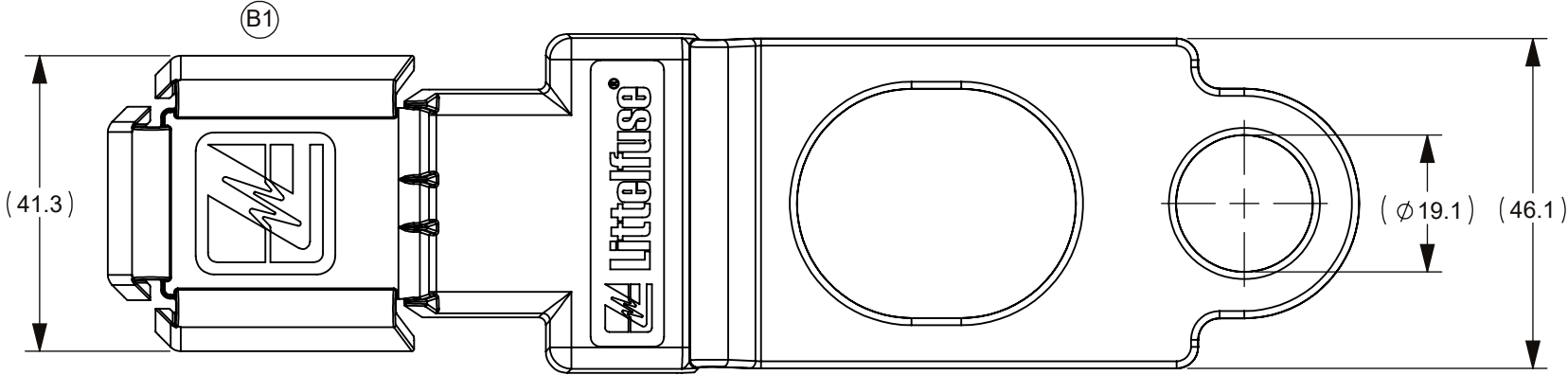


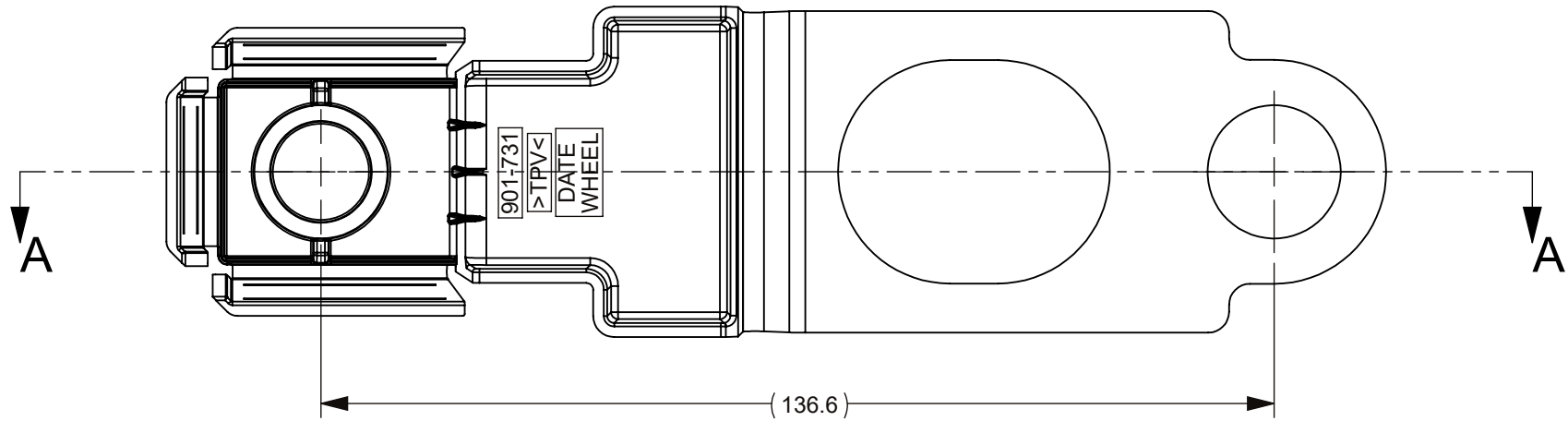
NOTES: (UNLESS OTHERWISE SPECIFIED)

1. MATERIAL: TPV  
2. COLOR: RED

REVISIONS				
ZONE	REV.	DESCRIPTION	DATE	APPROVED
	A	INITIAL RELEASE PER GCF #524316	10/26/2021	R. OLSZEWSKI
	B	ECO-100085 1. NEW LOGO; 2. CHANGED NAME FROM BMZF TO BMZS B.CARR	2/23/2022	R. OLSZEWSKI



SECTION A-A



DIMENSIONS ARE SHOWN IN MILLIMETERS. DIMENSIONS AND TOLERANCES ARE DEFINED ACCORDING TO ANSI/ASME Y14.5-1994.				
PER CHNFPD20-008 PROCEDURE		FIT/ FUNCTION CRITICAL CHARACTERISTICS		
	<S>	SAFETY/ COMPLIANCE CRITICAL CHARACTERISTICS SYMBOL		
	CPK	DENOTES CPK DIMENSIONS MINIMUM CPK VALUE		
		DENOTES A CHARACTERISTIC THAT PROVIDES AN INDICATION OF PROCESS PERFORMANCE. PROCEDURE FOR MEASUREMENT AND TRACKING TO BE DEFINED IN LITTELFUSE INSPECTION INSTRUCTIONS		
	CP	DENOTES CP DIMENSIONS. -MINIMUM CP VALUE MUST BE WITHIN THE DIMENSIONAL LIMITATIONS SHOWN ON DRAWING AND INITIALLY LOCATED TO ALLOW FOR MAXIMUM TOOL LIFE		
DRAWN		NAME	DATE	 <b>Littelfuse</b> <b>Expertise Applied   Answers Delivered</b>
CHECKED		B. CARR	10/8/21	
		LARGIL	10/26/21	
		-	-	
FORM NO. CVP-PE40-0005 REV B		THIRD ANGLE PROJECTION		TITLE  Cover, 1 Position BMZS
				
DO NOT SCALE DRAWING		SIZE C	DWG. NO. OUTLINE	
		SCALE 1:1	OL-901-731	REV. B
				SHEET 1 OF 1