CAD GENERATED DRAWING - NO PENCIL CHANGES ALLOWED

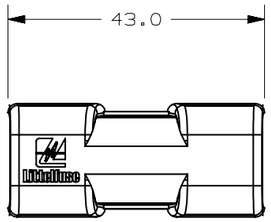

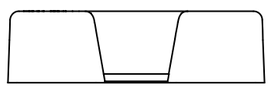

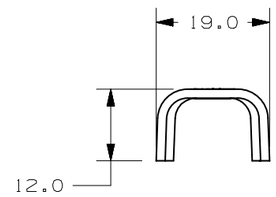

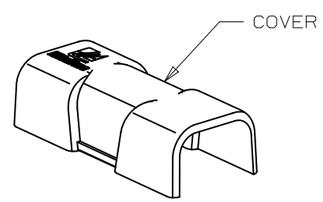

NOTES:
1. MATERIAL: UL94V-0 GLASS FILLED NYLON
2. TEMPERATURE RATING: -40°C TO 125°C

PACKAGING NOTES:
1. PARTS ARE PACKED 50 PC PER BAG, 10 BAG PER BOX.

METRIC
ASSEMBLY

NO	COMPONENT NO	DESCRIPTION	QTY/M	U/M

BILL OF MATERIAL

MATL SPEC

COPIES TO 1 9 18 / 2 10 19 / 3 12 20 / 4 13 21 / 5 14 23 / 6 15 33 / 7 16 43 / 8 17 53

FINISH

		DATE
DRW	OPL	05/16/11
CHK		DATE
APPD		DATE

SCALE 1:1

SUPER DR

FINSH GOOD WT GRAMS/PIECE

TOLERANCES UNLESS OTHERWISE SPECIFIED (REF. ISO 2768-mK)

	UP TO 3	OVER 3 - UP TO 6	OVER 6 - UP TO 30	OVER 30 - UP TO 120	OVER 120 - UP TO 400
DIMENSION	0.5	±0.1	±0.2	±0.3	±0.5
TOLERANCE	±0.1	±0.1	±0.2	±0.3	±0.5

3RD ANGLE PROJECTION

TITLE COVER FOR MIDI INLINE HOLDER

Littelfuse® DES PLAINES, ILLINOIS 60016

REVISION A

DRWG. NO. OL-498921-1

OUTLINE

LTR	DATE	REVISION	CHK	APD
A	05/16/11	502090ERA-RELEASE OPL		

UNLESS OTHERWISE SPECIFIED, DIMENSIONS ARE IN MILLIMETERS.
DIMENSIONS IN BRACKETS [ ] ARE INCHES

UNLESS OTHERWISE SPECIFIED, DIMENSIONS DO NOT INCLUDE PLATING.

◎	DENOTES CRITICAL CHARACTERISTICS.
CPK	DENOTES CPK DIMENSIONS, -MINIMUM CPK VALUE
ST	DENOTES A CHARACTERISTIC THAT PROVIDES AN INDICATION OF PROCESS PERFORMANCE. PROCEDURE FOR MEASUREMENT AND TRACKING TO BE DEFINED IN LITTELFUSE INSPECTION INSTRUCTIONS
CP	DENOTES CP DIMENSIONS, -MINIMUM CP VALUE MUST BE WITHIN THE DIMENSIONAL LIMITATIONS SHOWN ON DRAWING AND INITIALLY LOCATED TO ALLOW FOR MAXIMUM TOOL LIFE