


Dead Front Fuse Holders

Bus Bar System

POWR-BAR Distribution



Description

The compact-sized POWR Busbar system provides safe distribution of electrical power to multiple dead front fuse holders. This Littelfuse UL 508 Listed busbar system eliminates most wire terminations and the need for power distribution blocks and associated conductors to feed multiple destinations. The POWR busbar series can be customized for various applications and allows for future expansion. These busbars are RoHS compliant and lead (Pb) free.

Customization

This product is easy to integrate into one- and three-phase applications. It offers multiple pole configurations and amperage ratings to match the designer's requirements. Instructions are included for busbar cutting for further customization. Individual power feed lugs are available that allow termination at any point along the busbar.

Features & Benefits

| FEATURES | BENEFITS |
|---|--|
| Touch-safe design | Safety protection when replacing fuses |
| 35 mm DIN rail mountable | Easy installation in various settings |
| Compact design | Ultimate flexibility, space-saving |
| Available in one- and three-phase configurations | Flexibility for various applications |

Applications

- For use in electrical power distribution systems

Dead Front Fuse Holders

Bus Bar System

Specifications

| Voltage Rating | 600 V ac/dc 1000 V dc* | | | | | | | | | |
|----------------------------------|--|----------------------------------|--------------------|--------------------|---------|------|-------|------------|-------|-------|
| Current Ratings | | | | | | | | | | |
| | <table border="1"> <thead> <tr> <th>CROSS SECTION (MM²)</th> <th>18 MM²</th> <th>25 MM²</th> </tr> </thead> <tbody> <tr> <td>END FED</td> <td>80 A</td> <td>100 A</td> </tr> <tr> <td>CENTER FED</td> <td>160 A</td> <td>200 A</td> </tr> </tbody> </table> | CROSS SECTION (MM ²) | 18 MM ² | 25 MM ² | END FED | 80 A | 100 A | CENTER FED | 160 A | 200 A |
| CROSS SECTION (MM ²) | 18 MM ² | 25 MM ² | | | | | | | | |
| END FED | 80 A | 100 A | | | | | | | | |
| CENTER FED | 160 A | 200 A | | | | | | | | |
| SCCR | 10 kA, 100 kA [†] | | | | | | | | | |
| Conductor | Copper | | | | | | | | | |
| Pitch | 17.8 mm | | | | | | | | | |
| Applicable Standards | UL 508 Listed (File E328654) | | | | | | | | | |
| Environmental | RoHS Compliant, Lead (Pb) free | | | | | | | | | |

*1 Phase 18 mm² rated 1000 V dc up to 160 A when center fed
1 Phase 25 mm² rated 1000 V dc up to 200 A when center fed

† When protected directly upstream by Class J 175 amperes max (18 mm² bus bar) and Class J 200 amperes max (25 mm² bus bar).

Certification & Compliance

| | |
|-------------|--|
| UL | UL Listed (File: E81895) |
| RoHS | RoHS 2 Directive 2011/65/EU; Directive (EU) 2015/863 |

Accessories

LFPSC series fuse holder
LPSC/LPSM series (600 V) fuse holders
LPHV series (1000 V) fuse holder

Ordering Information

| 1 PHASE, 18 MM ² | | | 1 PHASE, 25 MM ² | | | 3 PHASE, 18 MM ² | | | 3 PHASE, 25 MM ² | | |
|-----------------------------|-------|-------------|-----------------------------|-------|-------------|-----------------------------|-------|-------------|-----------------------------|-------|-------------|
| ORDERING NUMBER | POLES | LENGTH (MM) | ORDERING NUMBER | POLES | LENGTH (MM) | ORDERING NUMBER | POLES | LENGTH (MM) | ORDERING NUMBER | POLES | LENGTH (MM) |
| 1PH3P18MM | 3 | 60 | 1PH3P25MM | 3 | 60 | 3PH6P18MM | 6 | 104 | 3PH6P25MM | 6 | 104 |
| 1PH4P18MM | 4 | 79 | 1PH4P25MM | 4 | 79 | 3PH9P18MM | 9 | 158 | 3PH9P25MM | 9 | 158 |
| 1PH6P18MM | 6 | 106 | 1PH6P25MM | 6 | 106 | 3PH12P18MM | 12 | 214 | 3PH12P25MM | 12 | 214 |
| 1PH9P18MM | 9 | 159 | 1PH9P25MM | 9 | 159 | 3PH15P18MM | 15 | 266 | 3PH15P25MM | 15 | 266 |
| 1PH12P18MM | 12 | 212 | 1PH12P25MM | 12 | 212 | 3PH21P18MM | 21 | 374 | 3PH57P25MM | 57 | 1009 |
| 1PH15P18MM | 15 | 272 | 1PH15P25MM | 15 | 272 | 3PH27P18MM | 27 | 481 | | | |
| 1PH57P18MM | 57 | 1009 | 1PH57P25MM | 57 | 1009 | 3PH33P18MM | 33 | 586 | | | |
| | | | | | | 3PH39P18MM | 39 | 693 | | | |
| | | | | | | 3PH57P18MM | 57 | 1009 | | | |

Endcaps are standard with all 3 phase configurations except 57-pole.

Endcaps are not needed for the 1 phase configurations from the factory or if the copper bus is trimmed per the supplied instructions.

Power feed lugs and protective covers are extra.

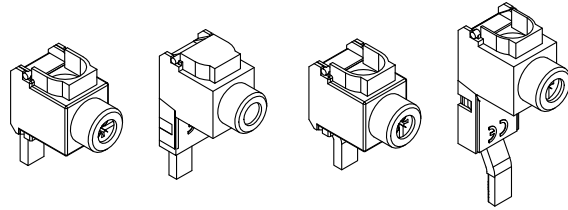
Dead Front Fuse Holders

Bus Bar System

Power Feed Lug

| PART NUMBER | WIRE RANGE | WIRE TYPE | TORQUE | PHASE | FUSE HOLDER |
|-------------|---------------|-----------|----------|--------|----------------|
| BB17 | #10 - 1/0 AWG | CU | 50 lb-in | SINGLE | LPSM/LPSC/LPHV |
| BB18 | #10 - 1/0 AWG | CU | 50 lb-in | THREE | LPSM/LPSC |
| BB19 | #10 - 1/0 AWG | CU | 50 lb-in | SINGLE | LPSC |
| BB20 | #10 - 1/0 AWG | CU | 50 lb-in | THREE | LPSC |

Power Feed Lugs are 115 A 1000 V ac/dc rated



BB17

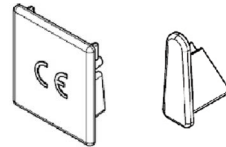
BB18

BB19

BB20

Endcaps

| PART NUMBER | PHASE | QUANTITY |
|-------------|--------|----------|
| EDCP42 | Single | 50 |
| EDCP7 | Three | 50 |

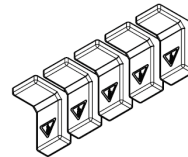


EDCP7

EDCP42

Pole Protective Covers

| PART NUMBER | QUANTITY |
|-------------|----------|
| CTPT5 | 5 |



Disclaimer Notice – Information furnished is believed to be accurate and reliable. However, users should independently evaluate the suitability of and test each product selected for their own applications. Littelfuse products are not designed for, and may not be used in, all applications. Read complete Disclaimer Notice at www.littelfuse.com/product-disclaimer.