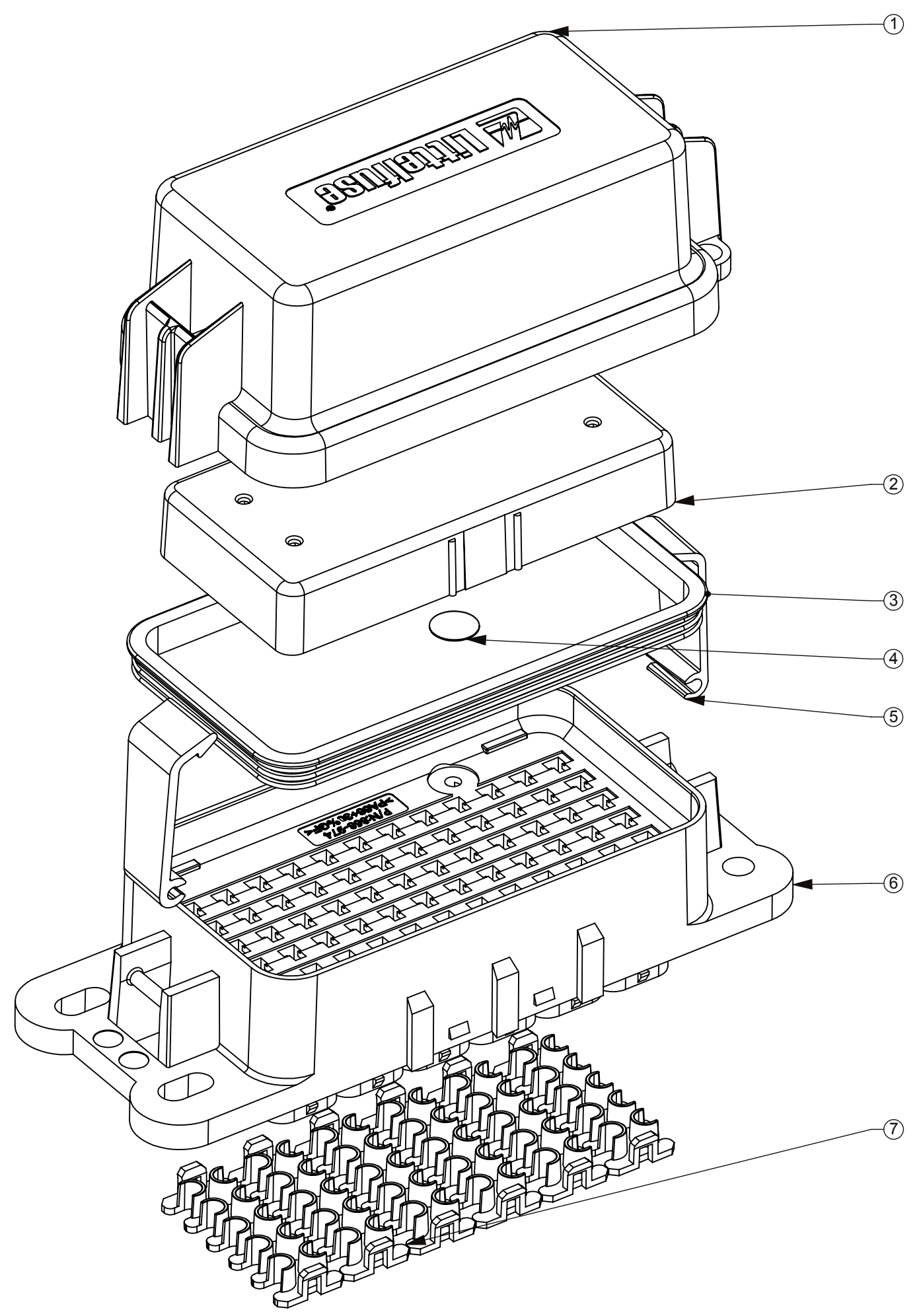
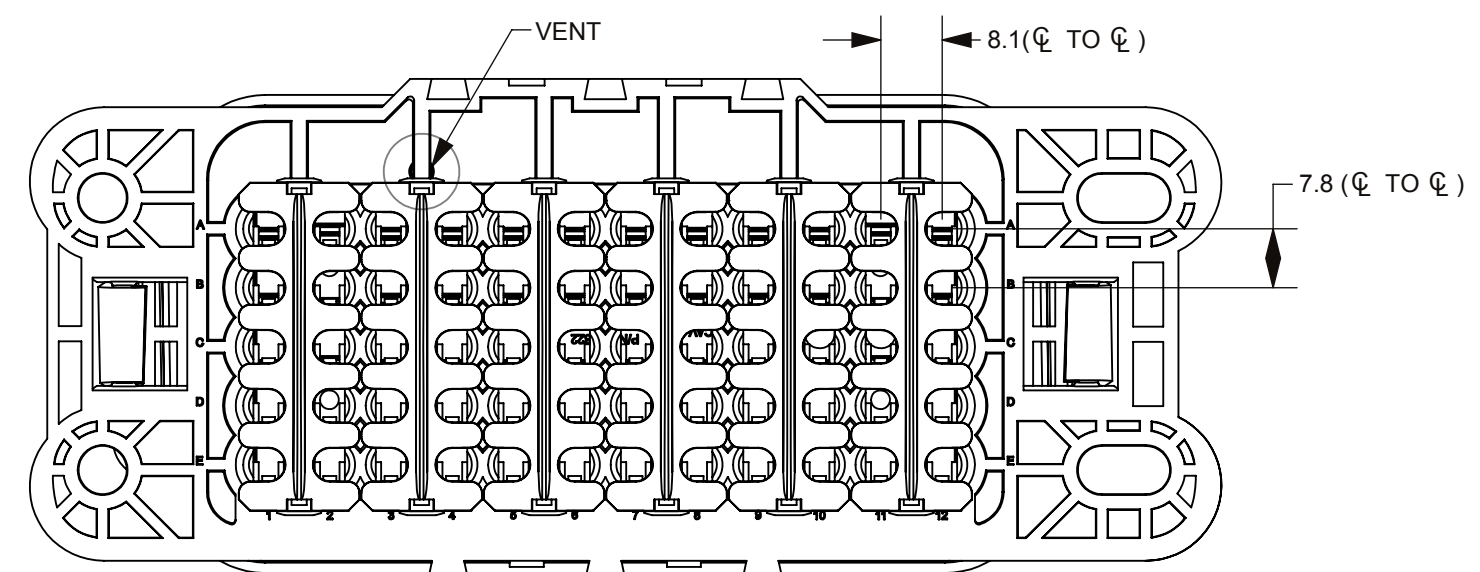
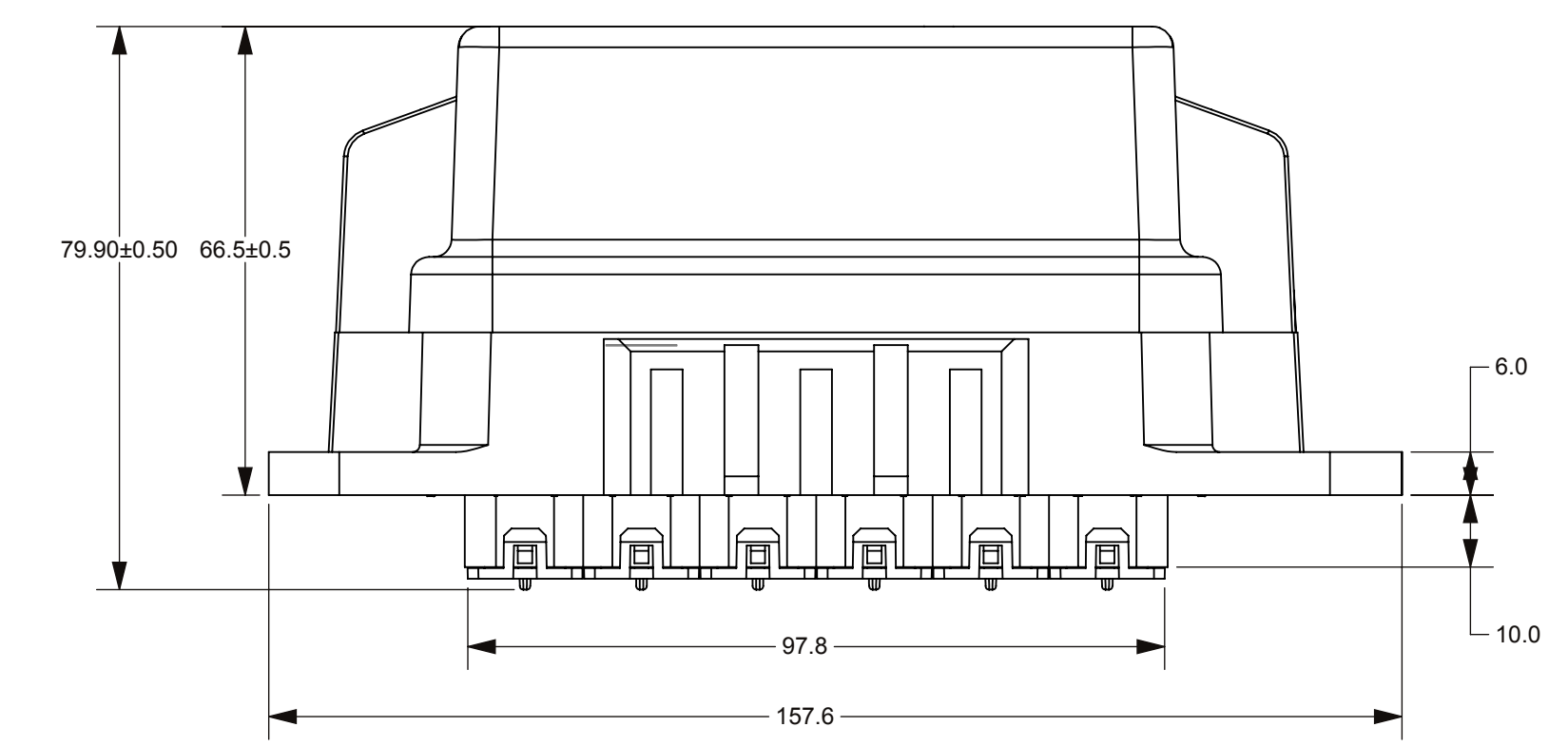
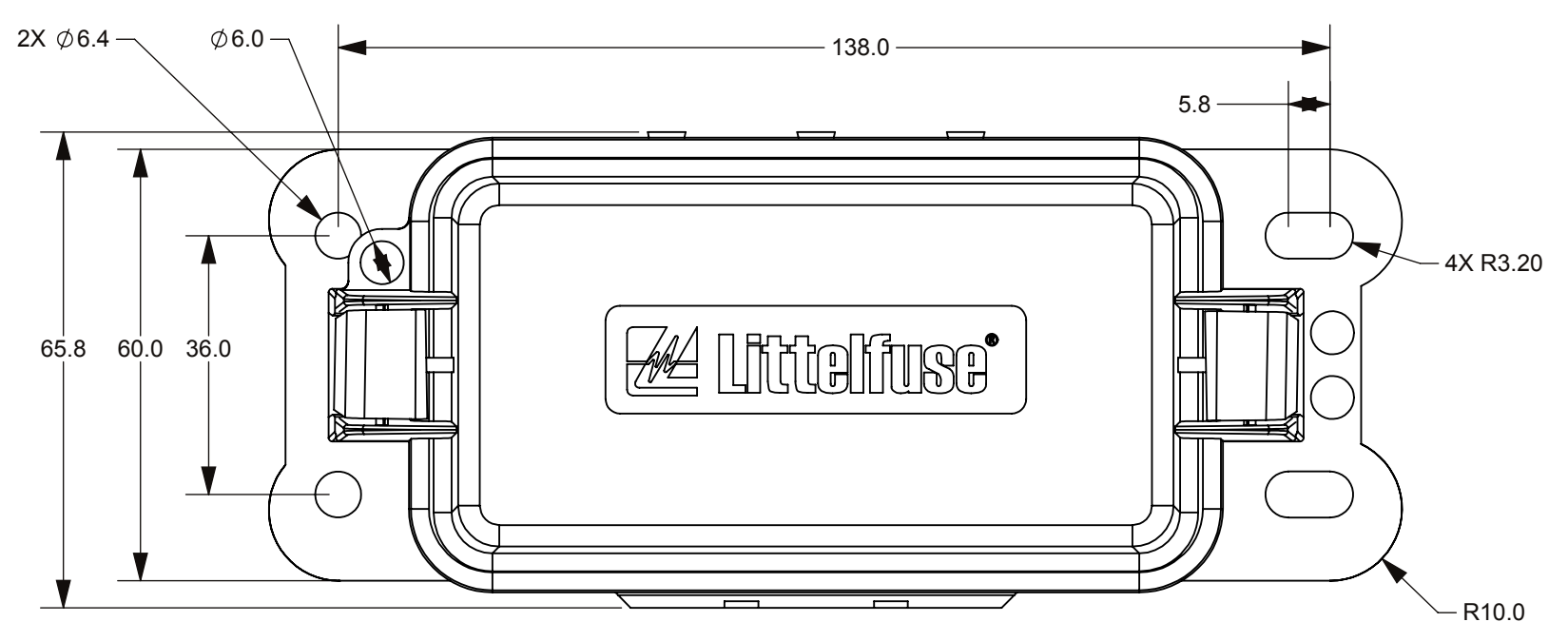


THIS DRAWING AND THE INFORMATION CONTAINED WITHIN IT ARE CONFIDENTIAL AND MAY NOT BE COPIED OR DISCLOSED WITHOUT THE WRITTEN PERMISSION OF LITTELFUSE.

FEMALE TERMINAL FOR MINI FUSE				
CABLE SIZE mm ²	FEMALE TERMINAL (DELPHI 280 SEAL)	CABLE DIAMETER	CABLE SEAL (DELPHI 280 METRI-PACK REEL/LOOSE)	COLOR
0.50 - 0.35	12084201	1.70 - 1.29	12034365 / 15324983	DARK RED
1.0 - 0.50	12077411	2.15 - 1.60	12089444 / 15324985	PURPLE
2.0 - 1.0	15363933	2.85 - 2.03	12015284 / 15324982	GREEN
3.0 - 2.0	12129493	3.49 - 2.81	12015359 / 15324980	GRAY
5.0	12077413	4.30 - 3.45	12015360 / 15324981	BLUE
		CAVITY PLUG	12010300	GREEN

REVISIONS				
ZONE	REV.	DESCRIPTION	DATE	APPROVED
	A	518324GCF-NEW RELEASE FOR PERMANENT CORRECTIVE CONTAINMENT (PCA)	11/30/2017	A HOANG



- NOTES:
- MATERIAL:
 BASE & COVER: PA66, 30% GF, BLACK
 TPA: PA, BLUE
 SEAL: SILICONE RUBBER, GREEN
 - TORQUE RATING (ON FLAT SURFACE): 6-8 Nm USING M6 BOLT & LOCK WASHER
 - FUSE RATING: 30A PER CIRCUIT
 - OPERATING & STORAGE TEMPERATURE: -40° C TO 105° C
 - INGRESS PROTECTION (IP) RATING OF THE HWB60 AL WITH GASKET, COVER & BASE PLATE WITH VENT AT ROOM TEMPERATURE IS IP66 & IP67 (IEC60529). IP OF THE HWB60 AL ASSEMBLY AT 70° C (MODULE) TO 25° C WATER TEMPERATURE WHILE THE VENT AREA IS VENTED (BREATH) TO AIR DURING TESTING IS IP68
 - TERMINAL RETENTION PER USCAR 2 SECTION 5.4.1.3 USING PROPER DELPHI METRI-PACK TERMINALS (SEALED / TANGLESS)
 - TPA RETENTION PER USCAR 2 SECTION 5.4.5.2
 - MAXIMUM CONTINUOUS CURRENTS: 250A FOR ENTIRE FUSEHOLDER
 - 60 TERMINAL OPENINGS

NO.	COMPONENT NO.	COMPONENT NAME	QTY/M	U/M
1	873-018	COVER	1	EA
2	901-322	GRID	1	EA
3	901-323	SEAL	1	EA
4	942-002	VENT	1	EA
5	883-029	CLIP	2	EA
6	868-974	BASE WITH VENT	1	EA
7	883-083	TPA	6	EA

DIMENSIONS ARE SHOWN IN MILLIMETERS. DIMENSIONS AND TOLERANCES ARE DEFINED ACCORDING TO ANSIA/SME Y14.5-1994.

● FIT FUNCTION CRITICAL CHARACTERISTICS SYMBOL
 <S> SAFETY/ COMPLIANCE CRITICAL CHARACTERISTICS SYMBOL
 CPK DENOTES CPK DIMENSIONS MINIMUM CPK VALUE
 (ST) DENOTES A CHARACTERISTIC THAT PROVIDES AN INDICATION OF PROCESS PERFORMANCE PROCEDURE FOR MEASUREMENT AND TRACKING TO BE DEFINED IN LITTELFUSE INSPECTION INSTRUCTIONS
 CP DENOTES CP DIMENSIONS. MINIMUM CP VALUE MUST BE WITHIN THE DIMENSIONAL LIMITATIONS SHOWN ON DRAWING AND INITIALLY LOCATED TO ALLOW FOR MAXIMUM TOOL LIFE

TOLERANCES UNLESS OTHERWISE SPECIFIED
 ONE PLACE DECIMAL ± 0.5 THREE PLACES DECIMAL ± 0.100
 TWO PLACES DECIMAL ± 0.20 ANGULAR ± 2°

NAME	DATE
DRAWN A HOANG	30 NOV 2017
CHECKED A HOANG	30 NOV 2017

Littelfuse
 Expertise Applied | Answers Delivered

TITLE: 60 WAY HWB60 AL FUSE HOLDER (NAVISTAR)

THIRD ANGLE PROJECTION

DO NOT SCALE DRAWING

SCALE 1:1

DWG. NO. OL-PDM71009ZXM

OUTLINE REV. A

SHEET 1 OF 1