

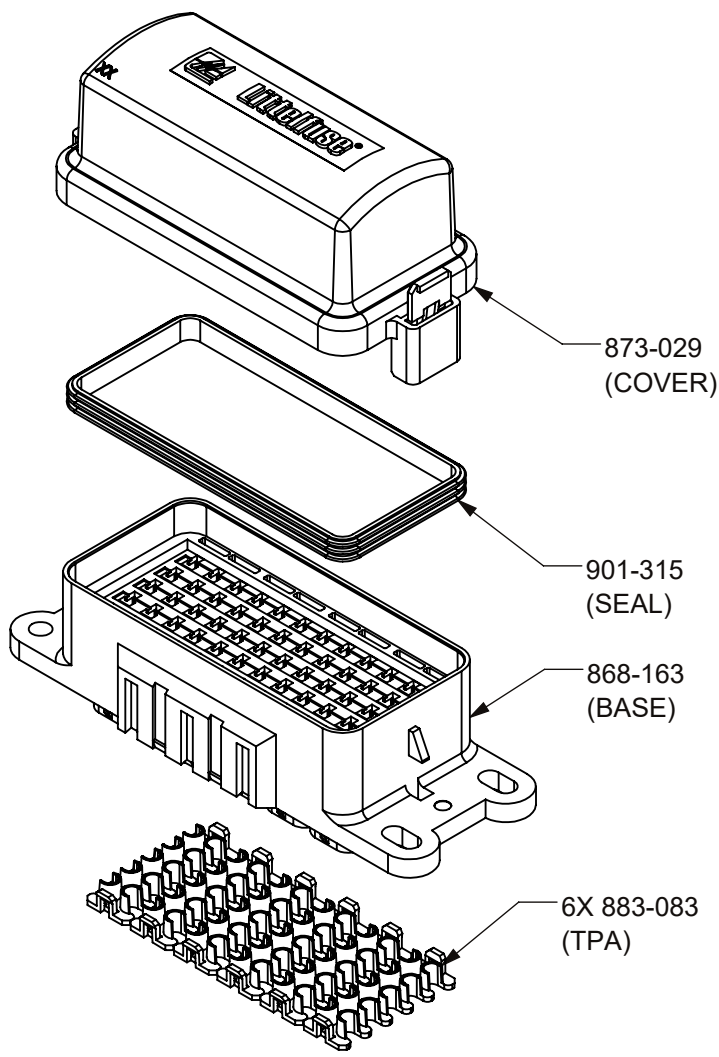
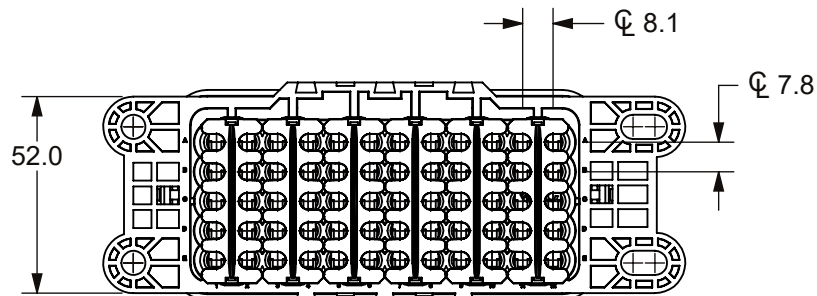
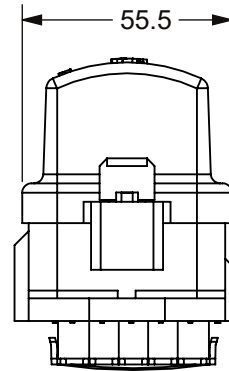
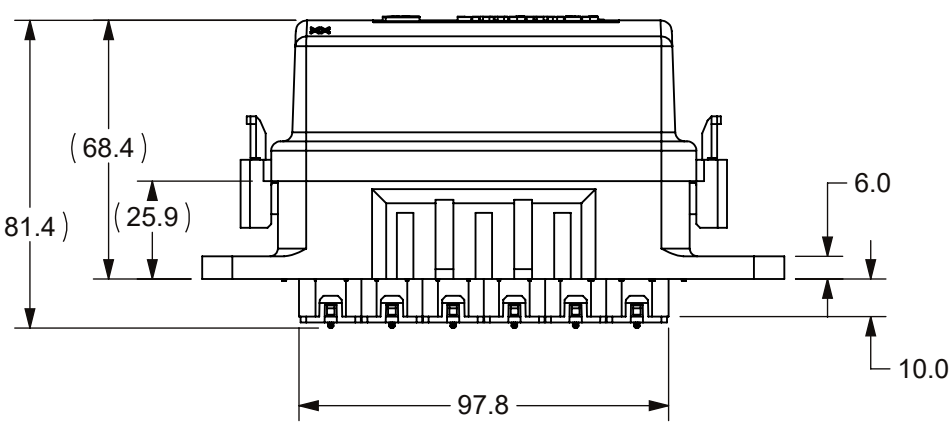
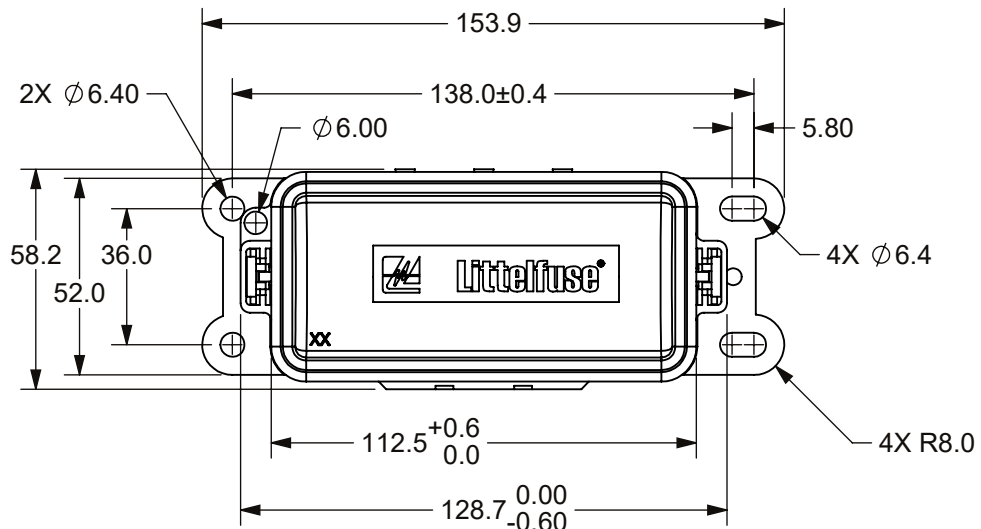
THIS DRAWING AND THE INFORMATION CONTAINED WITHIN IT ARE CONFIDENTIAL AND MAY NOT BE COPIED OR DISCLOSED WITHOUT THE WRITTEN PERMISSION OF LITTELFUSE.

0.35 - 0.5	12084201	1.84 - 2.51	12034365 / 15324983	DARK RED
0.5 - 0.8 - 1.0	12077411	2.03-3.12	12089444 / 15324985	PURPLE
2.0 - 3.0	12129493	2.45 - 3.80	12041352 / 15324984	TAN
1.0 - 2.0	15363933	2.03 - 2.85	12015284 / 15324982	GREEN
2.0 - 3.0	12129493	2.45 - 3.80	12015359 / 15324980	GRAY
3	12077413	3.49 - 3.65	12015360 / 15324981	BLUE
		CAVITY PLUG	12010300	GREEN
CABLE SIZE mm2	FEMALE TERMINAL (DELPHI 280 SEALED)	CABLE DIA.	CABLE SEAL (DELPHI 280 METRI - PACK REEL/LOOSE)	COLOR

FEMALE TERMINAL FOR MINI FUSE

PDM21001LXM	1	1
PDM21004LXM	NONE	NONE
PART NUMBER	COVER QTY/M	SEAL QTY/M

REVISIONS				
ZONE	REV.	DESCRIPTION	DATE	APPROVED
	K	511349ECA UPDATE DIMENSION 112.5 WAS 113 F.YUE.	12/08/14	
	L	515613ECA - UPDATE DIMENSIONS AND CHANGE TORQUE F.YUE.	03/24/16	
	M	515930ECA - UPDATE IP RATING F.YUE.	05/24/16	
	N	ECO 520021 - UPDATE DIMENSIONS TO MATCH MATAMOROS LITTELFUSE MOLDING PROCESS: 153.9MM (WAS 154.5), 58.2MM (WAS 58.4), 68.5MM (WAS 68.4), 81.5MM (WAS 81.4). ADD DIA 6.0MM, ADD FEMALE TERMINAL PART NO. REMOVE OPERATION & STORAGE TEMPERATURE (WAS -40 C TO 125 C). REDRAWN CAD IN SOLIDWORKS USING NEW CVP DRAWING FORMAT & TOLERANCE AHOANG	10/26/18	A. JOZWIAK
	P	ECR 524571 - CORRECT FEMALE CONNECTOR TABLE AND NOTES UPDATE IN MATERIAL AND SPEC. E. FLORES	03/02/2022	L. ARGIL



- NOTES:
- MATERIAL:
BASE & COVER: NYLON, BLACK
TPA: PA, BLUE
SEAL: SILICONE RUBBER, GREEN
 - TORQUE RATING (ON FLAT SURFACE): 4-6 Nm USING M6 BOLT & LOCK WASHER.
 - FUSE RATING: 30A PER CIRCUIT.
 - TERMINAL RETENTION PER USCAR 2 SECTION 5.4.1.3 USING PROPER DELPHI METRI-PACK TERMINALS(SEALED / TANGLESS)
 - TPA RETENTION PER USCAR 2 SECTION 5.4.5.4
 - MAXIMUM CONTINUOUS CURRENTS: 250A FOR ENTIRE FUSEHOLDER
 - 60 TERMINAL OPENINGS

4	883-083	TPA	6	EA
3	901-315	SEAL	SEECHART	EA
2	873-029	COVER	SEE CHART	EA
1	868-163	BASE	1	EA
NO COMPONENT NO.		DESCRIPTION	QTY/M	U/M

BILL OF MATERIAL

TOLERANCES UNLESS OTHERWISE SPECIFIED (REF. ISO 2768-mK)										
.5 to 3	>3 to 6	>6 to 30	>30 to 120	>120 to 400						ANGLE
±0.10	±0.10	±0.20	±0.30	±0.50						NONE

DIMENSIONS ARE SHOWN IN MILLIMETERS. DIMENSIONS AND TOLERANCES ARE DEFINED ACCORDING TO ANSI/ASME Y14.5-1994.

PER CHI-NP020-0008 PROCEDURE	SYMBOL	DESCRIPTION
●	FIT/ FUNCTION CRITICAL CHARACTERISTICS	
<S>	SAFETY/ COMPLIANCE CRITICAL CHARACTERISTICS SYMBOL	
CPK	DENOTES CPK DIMENSIONS MINIMUM CPK VALUE	
ST	DENOTES A CHARACTERISTIC THAT PROVIDES AN INDICATION OF PROCESS PERFORMANCE.PROCEDURE FOR MEASUREMENTAND TRACKINGTO BE DEFINED IN LITTELFUSE INSPECTION INSTRUCTIONS	
CP	DENOTES CP DIMENSIONS. -MINIMUM CP VALUE MUST BE WITHIN THE DIMENSIONAL LIMITATIONS SHOWN ON DRAWING AND INITIALLY LOCATED TO ALLOW FOR MAXIMUM TOOL LIFE	

NAME	DATE	<p>Expertise Applied Answers Delivered</p>
DRAWN GMB	11/08/10	
CHECKED		TITLE
		HWB60 WITH TPAs BULK
FORM NO: CVP-PE40-0003 REV B		
THIRD ANGLE PROJECTION		
DO NOT SCALE DRAWING	SCALE 1:1	SHEET 1 OF 1