


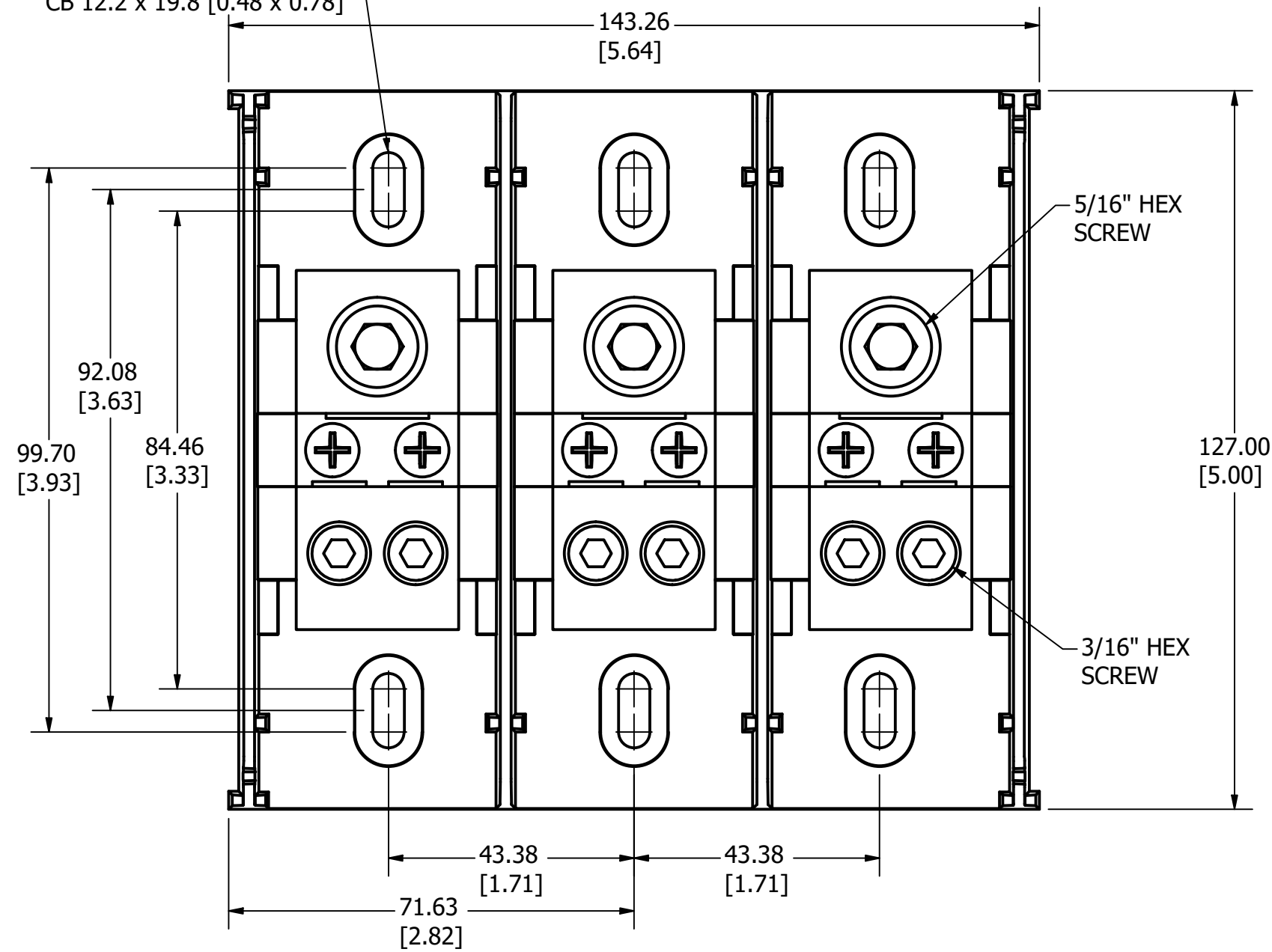
PART NUMBER

OLD45543ZX

REVISION

REV	DATE	DESCRIPTION
A	3/11/24	527585GCP - RELEASE PER EM3406 MRY

SLOT 5.6 x 13.2 [0.22 x 0.52] THRU  
CB 12.2 x 19.8 [0.48 x 0.78]

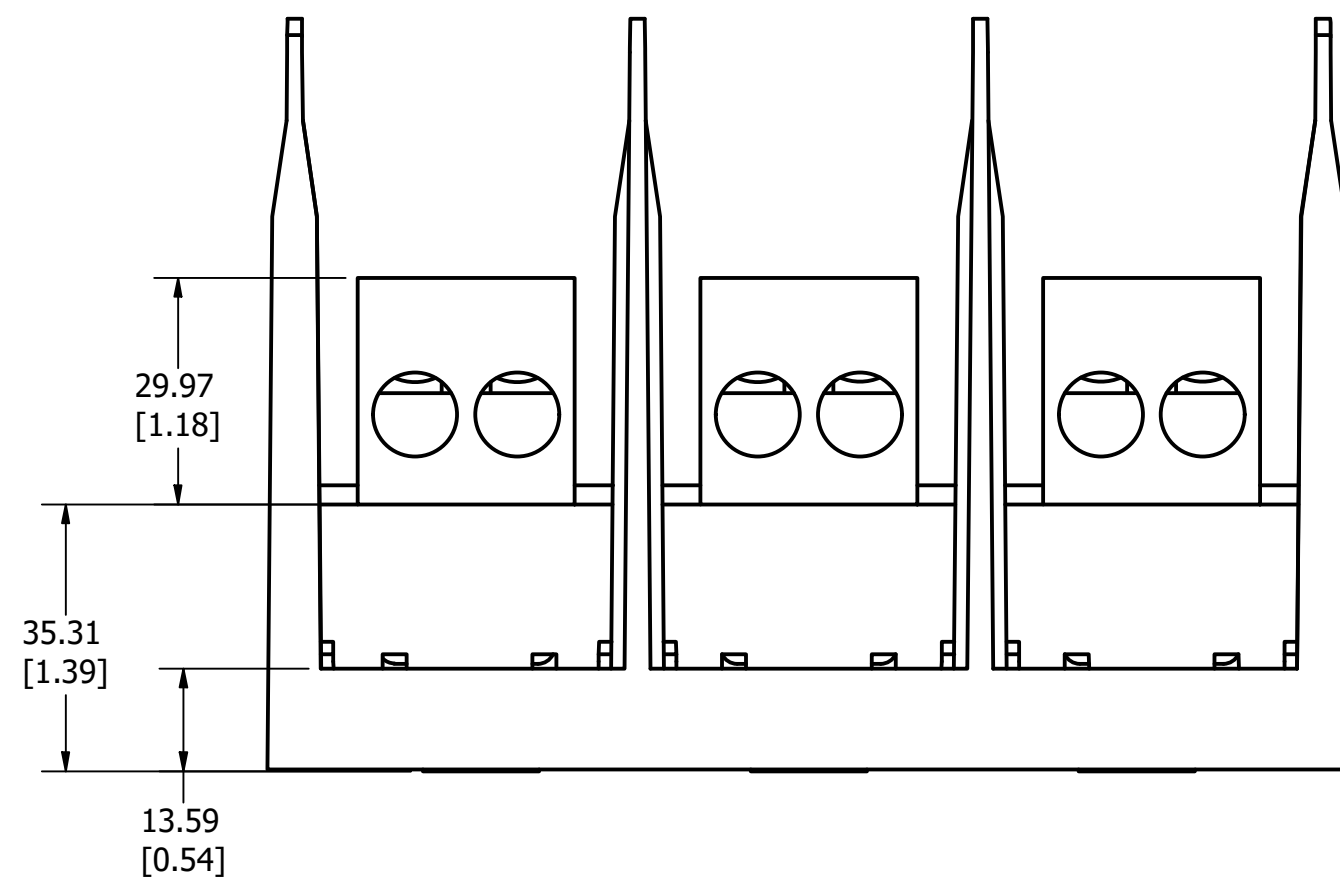


NOTES:

1. AGENCY INFORMATION: UL LISTED TO UL 1953
2. MATERIALS: INSULATOR BASE: HIGH IMPACT THERMOPLASTIC  
FLAMMABILITY RATING UL94V0  
TEMP RATING: -40°C TO 125°C (UL RTI)  
CONNECTOR: ALUMINUM, TIN PLATED  
TERMINAL SCREWS: ALUMINUM, TIN PLATED  
CONNECTOR MOUNTING SCREWS: STEEL, ZINC PLATED
3. TERMINATION: LINE: ALUMINUM, 350 kcmil - #6  
LOAD: SOLID COPPER, #10 - 14 AWG  
ALUMINUM, 2/0 - #8
4. MAXIMUM AMP RATING PER POLE: 310A  
BASED ON NEC WIRE RATING CODE, 75°C WIRE
5. TORQUE: LINE: 31 N-m (275 lbf-in)  
LOAD: 2/0 - #6: 13.6 N-m (120 lbf-in)  
#8: 4.5 N-m (40 lbf-in)  
#10 - 14: 4.0 N-m (35 lbf-in)
6. MOUNTING: USE #10 FASTENER. TORQUE NOT TO EXCEED  
3.4 N-m (30 lbf-in).

TOLERANCE (UNLESS OTHERWISE SPECIFIED):

- 1 PLACE ± 2.5mm [0.10]
- 2 PLACE ± 0.76mm [0.03]
- 3 PLACE ± 0.381mm [0.015]



CLASS	Suitable Wire, CU kcmil/AWG		Over-Current Protection Fuse Required Class / Max Amp Rating						SCCR/RMS Sym. Amps 600V Max
	LINE	LOAD	J	T	RK1	RK5	G	CC	
B, C	350 - 6	2/0 - 14	500	500	400	200	60	30	100,000
G, H, I	350 - 6	1 - 14	400	400	400	100	60	30	100,000
	350 - 6	2/0 - 14	None						10,000

PRODUCT LABELS

NO	COMPONENT NO	DESCRIPTION	QTY/M	U/M
<b>BILL OF MATERIAL</b>				
<S>		CRITICAL CHARACTERISTIC FOR PART SAFETY/COMPLIANCE		
●		DENOTES CRITICAL CHARACTERISTICS.		
CPK		DENOTES CPK DIMENSIONS, -MINIMUM CPK VALUE		
(ST)		DENOTES A CHARACTERISTIC THAT PROVIDES AN INDICATION OF PROCESS PERFORMANCE. PROCEDURE FOR MEASUREMENT AND TRACKING TO BE DEFINED IN LITTELFUSE INSPECTION INSTRUCTIONS.		
CP		DENOTES CP DIMENSIONS, -MINIMUM CP VALUE MUST BE WITHIN THE DIMENSIONAL LIMITATIONS SHOWN ON DRAWING AND INITIALLY LOCATED TO ALLOW FOR MAXIMUM TOOL LIFE.		<b>C</b>
MATL SPEC		FINISH		
DRW	myork	DATE	1/25/2023	SCALE NTS
				FINISH GOOD WT GRAMS/PIECE
UNLESS OTHERWISE SPECIFIED, DIMENSIONS ARE IN MILLIMETERS, DIMENSIONS IN BRACKETS [ ] ARE INCHES DIMENSIONING AND DO NOT INCLUDE PLATING. TOLERANCING TO BE INTERPRETED IN ACCORDANCE WITH ANSI Y14.5M-1994				
3RD ANGLE PROJECTION				
<b>TITLE</b> DISTRIBUTION BLOCK 600V, 310A, 3 POLE OUTLINE				
<b>Littelfuse</b> CHICAGO, ILLINOIS 60631		REVISION	A	DRWG NO. OL-LD45543
				SHEET 1 OF 1