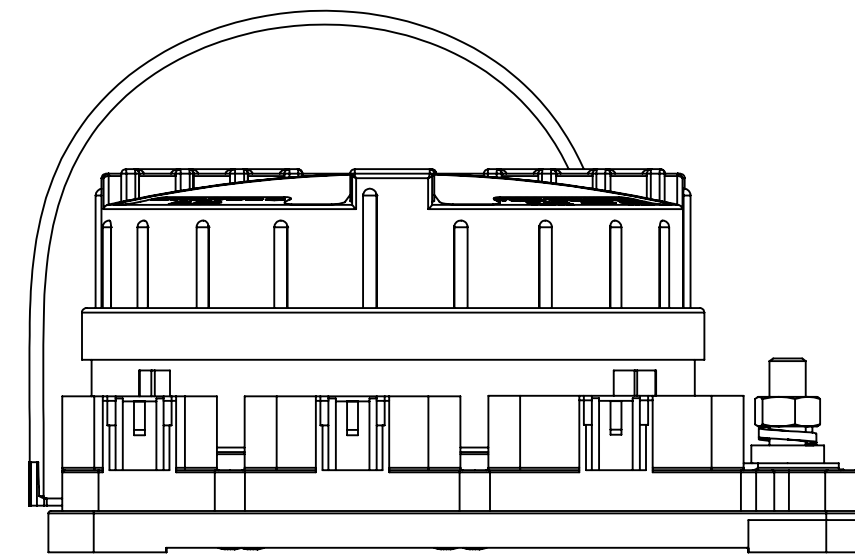
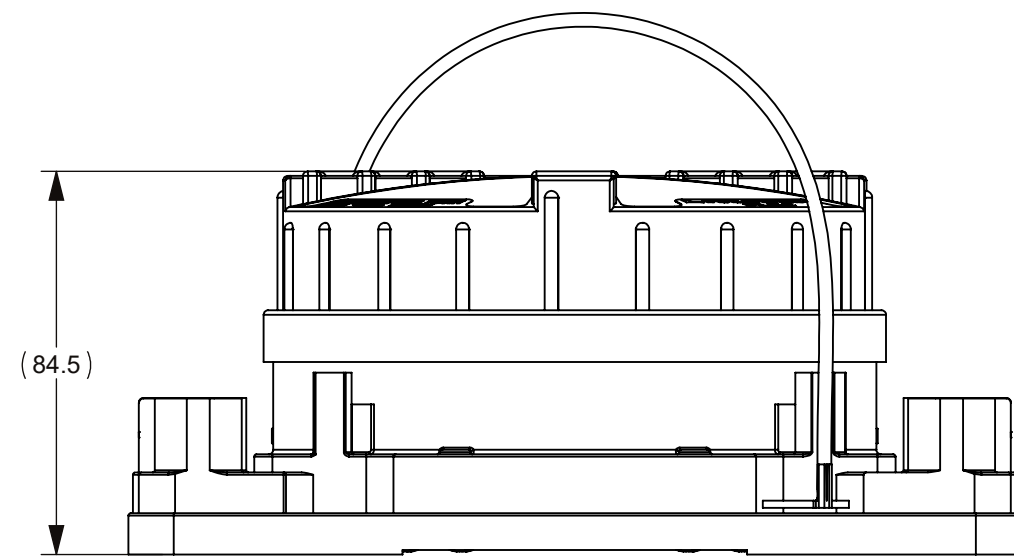
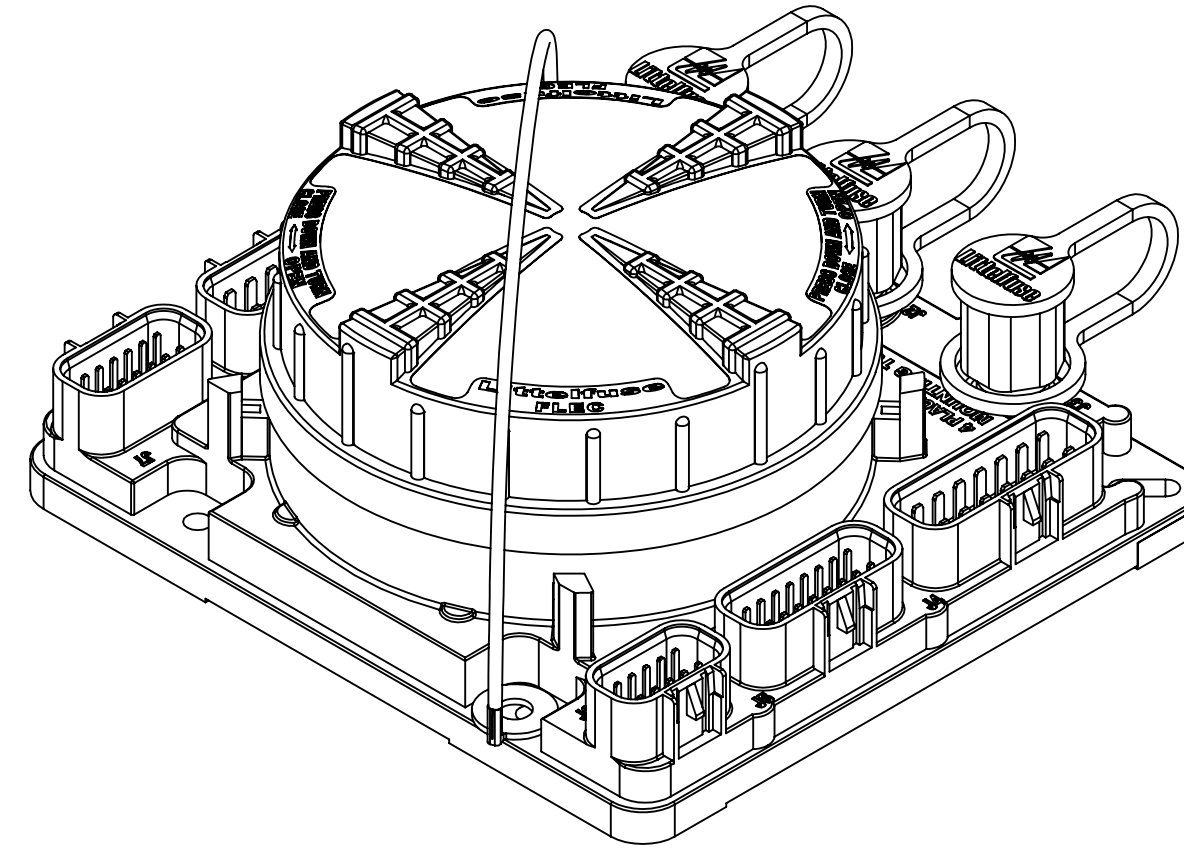
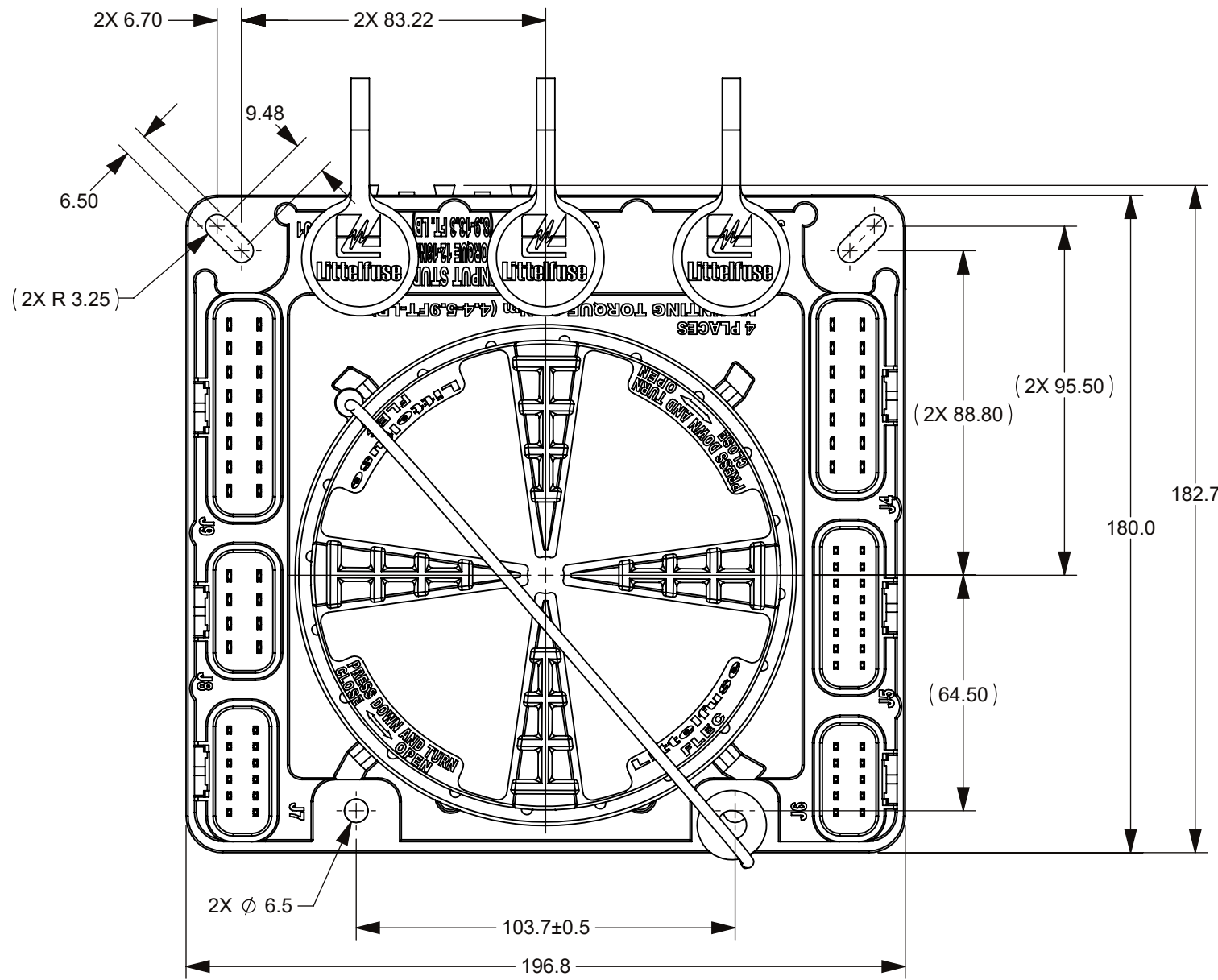


THIS DRAWING AND THE INFORMATION CONTAINED WITHIN IT ARE CONFIDENTIAL AND MAY NOT BE COPIED OR DISCLOSED WITHOUT THE WRITTEN PERMISSION OF LITTELFUSE.

REVISIONS				
ZONE	REV.	DESCRIPTION	DATE	APPROVED
	A	PCO #5300320. INITIAL RELEASE. DSILVA.	07/18/2023	E.FLORES



NOTES:

1.- MATERIAL:

- 1.1.- HOUSING: UL 94V-0 30% GFPA6
- 1.2.- COVER: UL 94V-0 30% GF-PET
- 1.3.- COVER GASKET: SILICON RUBBER

2.- OPERATING TEMPERATURE RANGE: -40 C TO +85 C

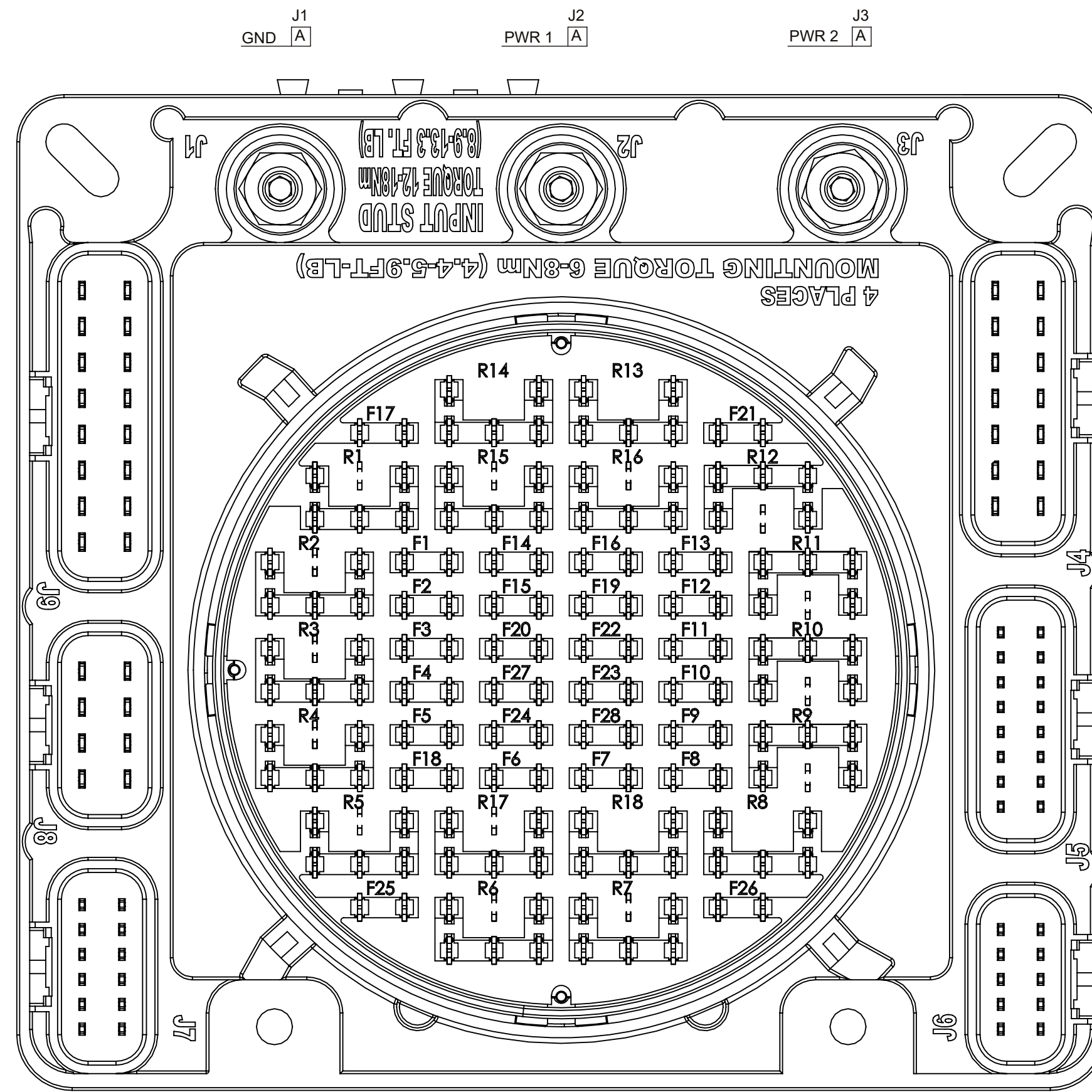
3.- FLEC MATES WITH DELPHI GT SERIES 150 AND 280 CONNECTORS

4.- TORQUE M8 NUTS TO 12-18 NM (8.9-13.3 FT.LB)

5.- OPTIONAL TETHER TO BE INSTALLED IN COVER AND ATTACHED TO MOUNTING HOLE BOLT

ITEM NO.	PART NUMBER	DESCRIPTION	QTY.	U/M
DIMENSIONS ARE SHOWN IN MILLIMETERS. DIMENSIONS AND TOLERANCES ARE DEFINED ACCORDING TO ANSIA/SME Y14.5-1994.				
●	FIT/ FUNCTION CRITICAL CHARACTERISTICS			
<S>	SAFETY/ COMPLIANCE CRITICAL CHARACTERISTICS SYMBOL			
CPK	DENOTES CPK DIMENSIONS MINIMUM CPK VALUE			
(ST)	DENOTES A CHARACTERISTIC THAT PROVIDES AN INDICATION OF PROCESS PERFORMANCE. PROCEDURE FOR MEASUREMENT AND TRACKING TO BE DEFINED IN LITTELFUSE INSPECTION INSTRUCTIONS			
CP	DENOTES CP DIMENSIONS. -MINIMUM CP VALUE MUST BE WITHIN THE DIMENSIONAL LIMITATIONS SHOWN ON DRAWING AND INITIALLY LOCATED TO ALLOW FOR MAXIMUM TOOL LIFE			
DRAWN		NAME	DATE	
CHECKED		D.SILVA	6/13/2023	
FORM NO. CVP-PE40-0005 REV B				
THIRD ANGLE PROJECTION				
DO NOT SCALE DRAWING		SCALE 1:2		
TITLE		FLEC MARKET BLANK		
SIZE	DWG. NO.	REV.		
C	OUTLINE	A	OL-FLEC3000Z-0	
SHEET 1 OF 3				





J9		
R14-87a	H	S
F17	G	R
R7-87a	F	P
R15-87a	E	N
R2-87a	D	M
R4-87a	C	L
R2-87	B	K
R3-87	A	J

J8		
F25	D	H
R4-87	C	G
F26	B	F
R6-87a	A	E

J7		
R1-86	F	M
R14-86	E	L
R3-86	D	K
R4-86	C	J
F18	B	H
R17-86	A	G

J4		
R13-87a	H	A
R16-87a	J	B
R12-87a	K	C
R11-87a	L	D
R10-87a	M	E
R9-87	N	F
R9-87a	P	G

J5		
R12-86	J	A
R11-86	K	B
R10-86	L	C
F20	M	D
F23	N	E
F27	P	F
F28	R	G
F24	S	H

J6		
R18-30	F	A
R17-30	G	B
R18-87a	H	C
R17-85	J	D
R7-86	K	E

DIMENSIONS ARE SHOWN IN MILLIMETERS. DIMENSIONS AND TOLERANCES ARE DEFINED ACCORDING TO ANSISMAE Y14.5-1994.

●	FTI/ FUNCTION CRITICAL CHARACTERISTICS
<S>	SAFETY/ COMPLIANCE CRITICAL CHARACTERISTICS SYMBOL
CPK	DENOTES CPK DIMENSIONS MINIMUM CPK VALUE
(ST)	DENOTES A CHARACTERISTIC THAT PROVIDES AN INDICATION OF PROCESS PERFORMANCE. PROCEDURE FOR MEASUREMENT AND TRACKING TO BE DEFINED IN LITTELFUSE INSPECTION INSTRUCTIONS
CP	DENOTES CP DIMENSIONS. -MINIMUM CP VALUE MUST BE WITHIN THE DIMENSIONAL LIMITATIONS SHOWN ON DRAWING AND INITIALLY LOCATED TO ALLOW FOR MAXIMUM TOOL LIFE

NAME	DATE
DRAWN D.SILVA	6/13/2023
CHECKED	

FORM NO. CVP-PE40-0005 REV B
THIRD ANGLE PROJECTION

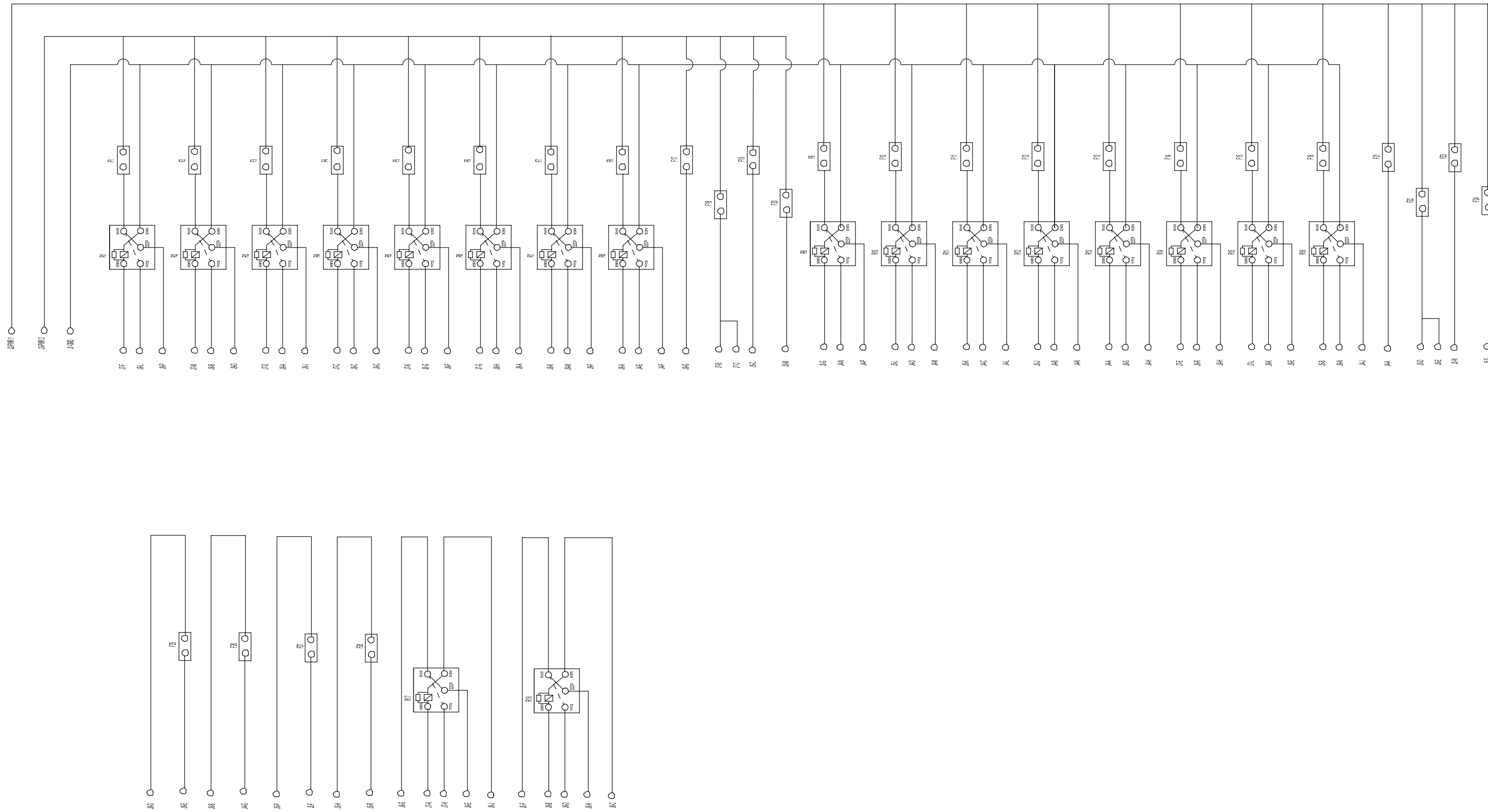
Littelfuse
Expertise Applied | Answers Delivered

TITLE: FLEC MARKET BLANK

SIZE: C DWG. NO. OL-FLEC3000Z-0 REV. A
SCALE: 1:1

DO NOT SCALE DRAWING

THIS DRAWING AND THE INFORMATION CONTAINED WITHIN IT ARE CONFIDENTIAL AND MAY NOT BE COPIED OR DISCLOSED WITHOUT THE WRITTEN PERMISSION OF LITTELFUSE.



DIMENSIONS ARE SHOWN IN MILLIMETERS. DIMENSIONS AND TOLERANCES ARE DEFINED ACCORDING TO ANSIA/SME Y14.5-1994.		
PER CH-NPDD-008 PROCEDURE	●	FTI/ FUNCTION CRITICAL CHARACTERISTICS
	<S>	SAFETY/ COMPLIANCE CRITICAL CHARACTERISTICS SYMBOL
	CPK	DENOTES CPK DIMENSIONS MINIMUM CPK VALUE
	(ST)	DENOTES A CHARACTERISTIC THAT PROVIDES AN INDICATION OF PROCESS PERFORMANCE. PROCEDURE FOR MEASUREMENT AND TRACKING TO BE DEFINED IN LITTELFUSE INSPECTION INSTRUCTIONS
	CP	DENOTES CP DIMENSIONS. -MINIMUM CP VALUE MUST BE WITHIN THE DIMENSIONAL LIMITATIONS SHOWN ON DRAWING AND INITIALLY LOCATED TO ALLOW FOR MAXIMUM TOOL LIFE
	NAME	DATE
DRAWN	D.SILVA	6/13/2023
CHECKED	-	-
	-	-
	-	-
FORM NO. CVP-PE40-0005 REV B	TITLE	
THIRD ANGLE PROJECTION	FLEC MARKET BLANK	
DO NOT SCALE DRAWING	SIZE C	DWG. NO. OL-FLEC3000Z-0
	SCALE 1:1	REV. A
		SHEET 3 OF 3