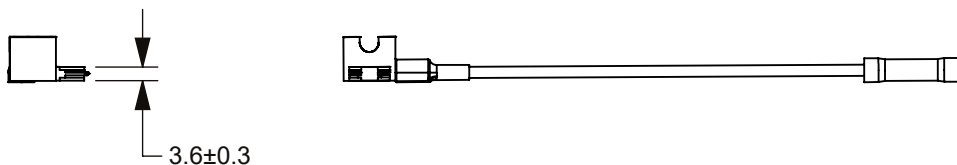
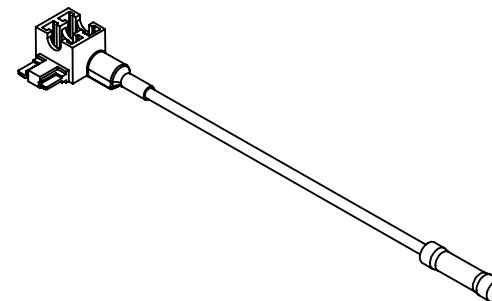
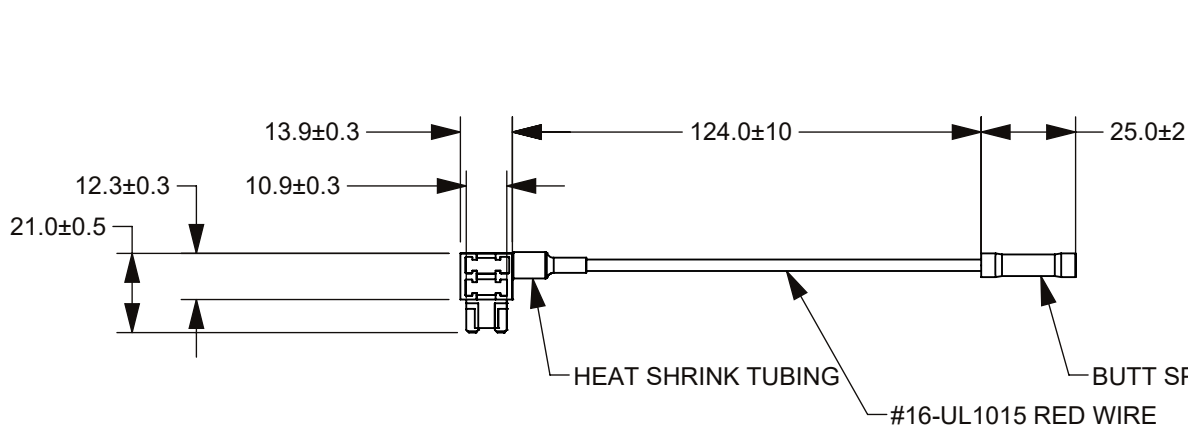


THIS DRAWING AND THE INFORMATION CONTAINED WITHIN IT ARE CONFIDENTIAL AND MAY NOT BE COPIED OR DISCLOSED WITHOUT THE WRITTEN PERMISSION OF LITTELFUSE.

REVISIONS				
ZONE	REV.	DESCRIPTION	DATE	APPROVED
	A	GCF #524724 INITIAL RELEASED. D.SILVA.	1/25/2022	L.ARGIL



NO.	COMPONENT NO.	COMPONENT NAME	QTY	U	
TOLERANCES OTHERWISE SPECIFIED (REF. ISO 2768-mK)					
.5 to 3	>3 to 6	>6 to 30	>30 to 120	>120 to 400	ANGLE
±0.10	±0.10	±0.20	±0.30	±0.50	NONE

DIMENSIONS ARE SHOWN IN MILLIMETERS. DIMENSIONS AND TOLERANCES ARE DEFINED ACCORDING TO ANSI/ASME Y14.5-1994.

PER CHI-NPD20-0008 PROCEDURE	●	FIT/ FUNCTION CRITICAL CHARACTERISTICS
	<S>	SAFETY/ COMPLIANCE CRITICAL CHARACTERISTICS SYMBOL
	CPK	DENOTES CPK DIMENSIONS MINIMUM CPK VALUE
	ST	DENOTES A CHARACTERISTIC THAT PROVIDES AN INDICATION OF PROCESS PERFORMANCE. PROCEDURE FOR MEASUREMENT AND TRACKING TO BE DEFINED IN LITTELFUSE INSPECTION INSTRUCTIONS
	CP	DENOTES CP DIMENSIONS, -MINIMUM CP VALUE MUST BE WITHIN THE DIMENSIONAL LIMITATIONS SHOWN ON DRAWING AND INITIALLY LOCATED TO ALLOW FOR MAXIMUM TOOL LIFE

NOTES:

- ASSOCIATED 3D CAD FILE DEFINE ALL NON DIMENSIONED FEATURES.
- THIS IN-LINE FUSEHOLDER IS DESIGNED FOR TURNS ONE FUSE SLOT INTO TWO.
- INSTALLATION RATING UP TO 10AMPS.
- BUTT SPLICE CONNECTOR PULL OUT FORCE 15KGF MIN.

NAME	DATE	<p>Expertise Applied Answers Delivered</p>
DRAWN D.SILVA	1/4/2022	
CHECKED -	-	
-	-	
FORM NO: CVP-PE40-0001 REV B		TITLE HOLDER LP MINI ADD-A-CIRCUIT 10A
THIRD ANGLE PROJECTION		
	SIZE B DWG. NO. OUTLINE	OL-FHLM0200Z REV. A
DO NOT SCALE DRAWING		SCALE 1:2 SHEET 1 OF 1