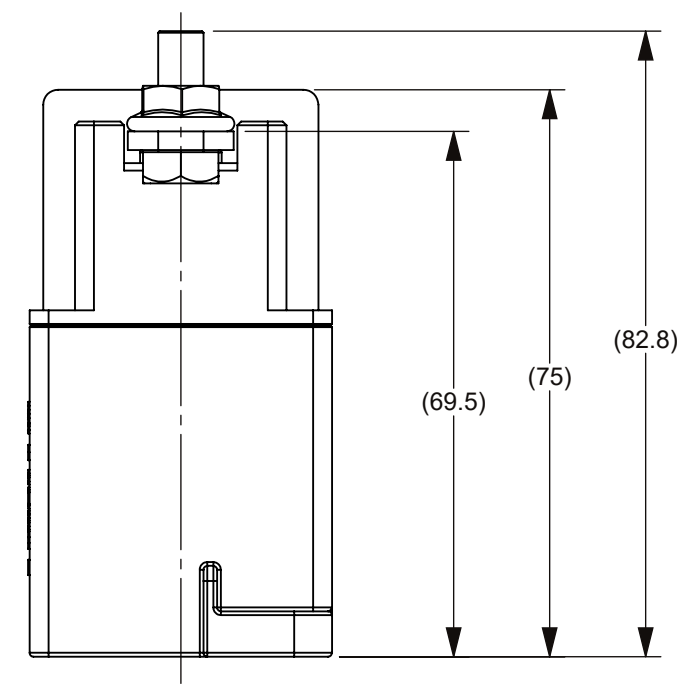
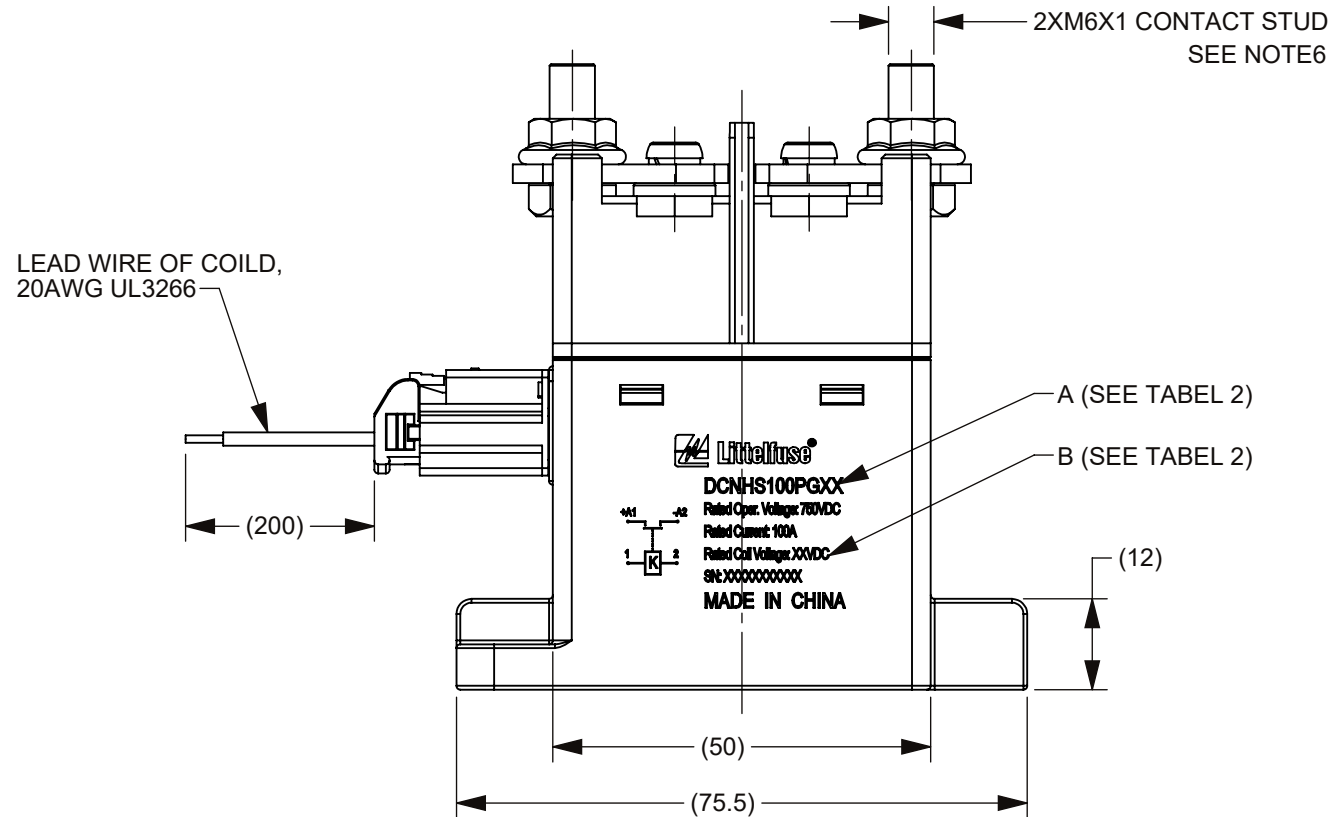
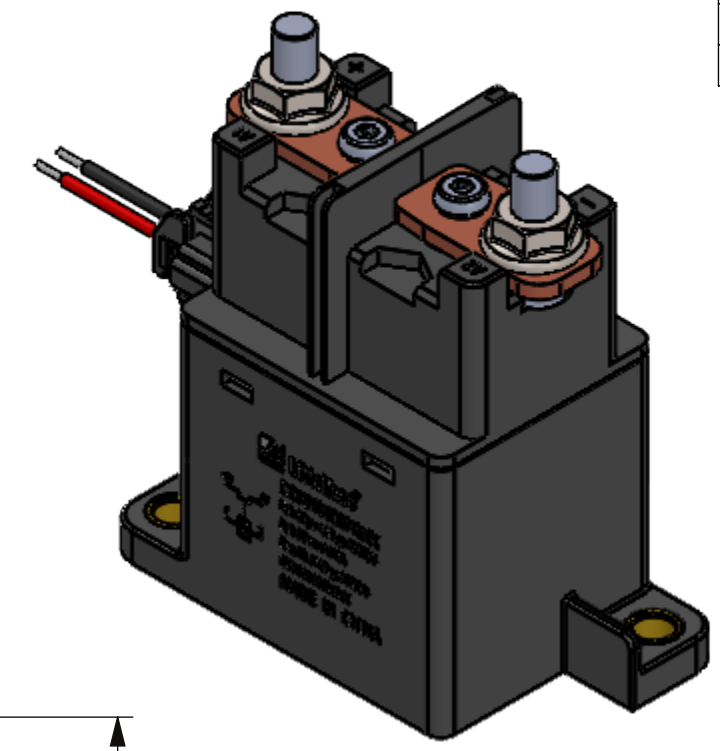
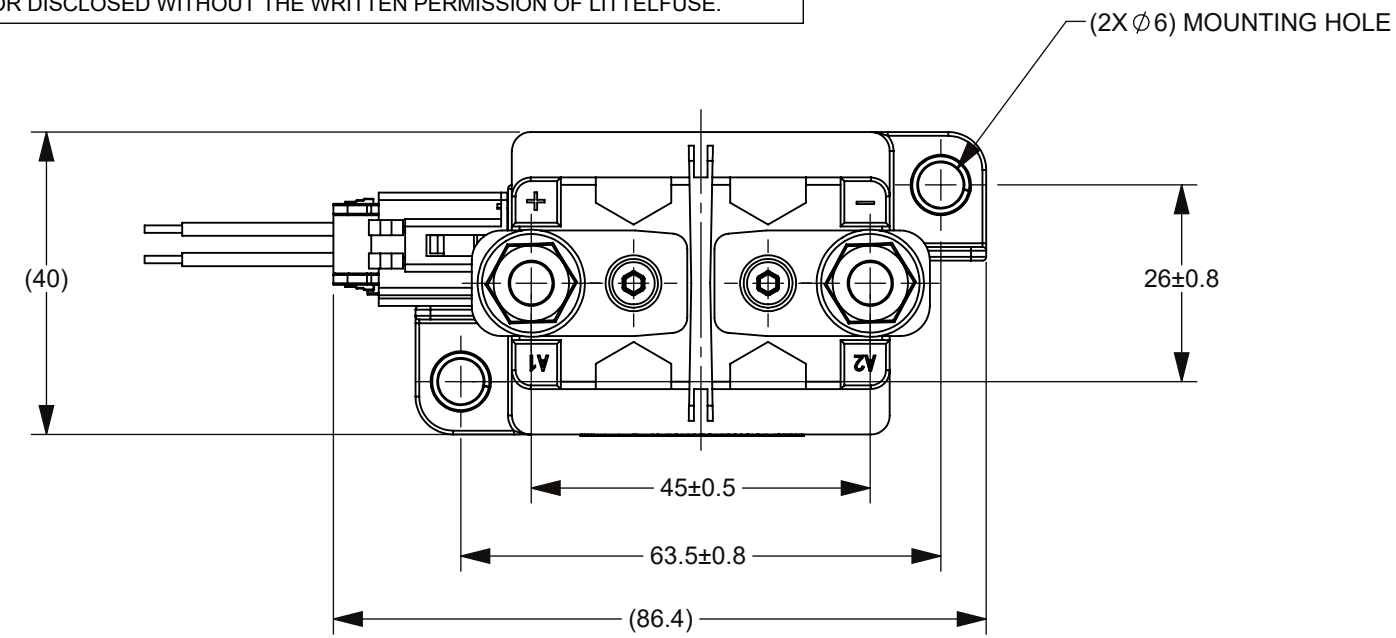
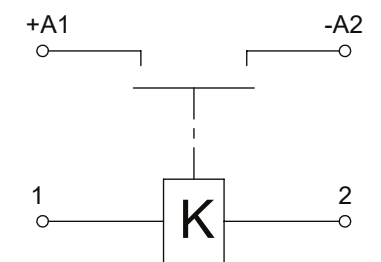


THIS DRAWING AND THE INFORMATION CONTAINED WITHIN IT ARE CONFIDENTIAL AND MAY NOT BE COPIED OR DISCLOSED WITHOUT THE WRITTEN PERMISSION OF LITTELFUSE.

REVISIONS				
ZONE	REV.	DESCRIPTION	DATE	APPROVED
	A	GCF#525135 INITIAL RELEASE	JAN./30/2022	D. ZHANG



CIRCUIT SCHEMATIC DIAGRAM



PRODUCT PN	RATED COIL VOLTAGE (V DC)	"A" ON NAMEPLATE	"B" ON NAMEPLATE
DCNHS100PG12	12	DCNHS100PG12	12VDC
DCNHS100PG24	24	DCNHS100PG24	24VDC
DCNHS100PG48	48	DCNHS100PG48	48VDC

TABLE 1: TECHNICAL PARAMETERS

ITEM	PARAMETER	PARAMETER		
		DCNHS100PG12	DCNHS100PG24	DCNHS100PG48
RATED COIL VOLTAGE		12V DC	24V DC	48V DC
OPERATING VOLTAGE IN COLD STATE AT (20±5)°C	PICKUP (V DC)	MAX 8.4	MAX 16.8	MAX 33.6
	RELEASE (V DC)	MIN 1	MIN 1.9	MIN 3.8
OPERATE TIME		MAX 30ms		
RELEASE TIME		MAX 30ms		
BOUNCE TIME		MAX 7ms		
MAIN CONTACT RESISTANCE (@ 100A)		MAX 2mΩ		
DIELECTRIC STRENGTH (LEAKAGE CURRENT ≤1 mA)		2500V AC, 50Hz, 1min.		
INSULATION RESISTANCE		≥100MΩ @500VDC		
RATED CONTACT VOLTAGE		750V DC		
MAXIMUM CONTACT VOLTAGE		1000V DC		
RATED CONTACT CURRENT		100A		
LIMIT BREAKING ABILITY		4le/5ms, 1 CYCLES		
ELECTRIC LIFE		5000 CYCLES @750V		
MECHANICAL LIFE		200000 CYCLES		
WORKING DUTY		CONTINUOUS		

NOTES:

- ALL SIZES ARE FOR REFERENCE ONLY.
- MATERIALS AND FINISHED:
  - HOUSING: THERMOSETTING PLASTIC, UL94V-0.
  - CONTACTS: SILVER ALLOY.
- PRODUCT PN AND NAMEPLATE CONFIGURATION RELATION SEE TABLE 2.
- PRODUCT TECHNICAL PARAMETERS: SEE TABLE 1.
- MAIN CONTACT ARRANGEMENT: SPST-NO.
- CONNECTION BOLT: M6 BOLT, RECOMMENDED TORQUE 4 N·m ~ 6 N·m.
- MOUNTING: M6 BOLT, RECOMMENDED TORQUE 4 N·m ~ 6 N·m.

DIMENSIONS ARE SHOWN IN MILLIMETERS. DIMENSIONS AND TOLERANCES ARE DEFINED ACCORDING TO ANSI/ASME Y14.5-1994.

PER CHNPD20-008 PROCEDURE

- FIT/ FUNCTION CRITICAL CHARACTERISTICS
- <S> SAFETY/ COMPLIANCE CRITICAL CHARACTERISTICS SYMBOL
- CPK DENOTES CPK DIMENSIONS MINIMUM CPK VALUE
- (ST) DENOTES A CHARACTERISTIC THAT PROVIDES AN INDICATION OF PROCESS PERFORMANCE PROCEDURE FOR MEASUREMENT AND TRACKING TO BE DEFINED IN LITTELFUSE INSPECTION INSTRUCTIONS
- CP DENOTES CP DIMENSIONS. MINIMUM CP VALUE MUST BE WITHIN THE DIMENSIONAL LIMITATIONS SHOWN ON DRAWING AND INITIALLY LOCATED TO ALLOW FOR MAXIMUM TOOL LIFE

DRAWN	V. ZHANG	DATE	JAN./19/2022
CHECKED	J. LI	DATE	JAN./30/2022

**Littelfuse**  
Expertise Applied | Answers Delivered

FORM NO. CVP-PE40-0005 REV B  
THIRD ANGLE PROJECTION

TITLE: DCNHS 100A 750V COIL CONTACTOR

SIZE: C  
DWG. NO.: OL-DCNHS100PG.CHART  
SCALE: 1:1

DO NOT SCALE DRAWING

REV. A  
SHEET 1 OF 1