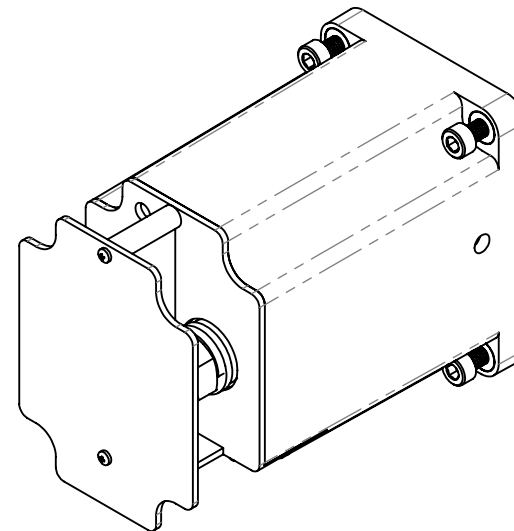
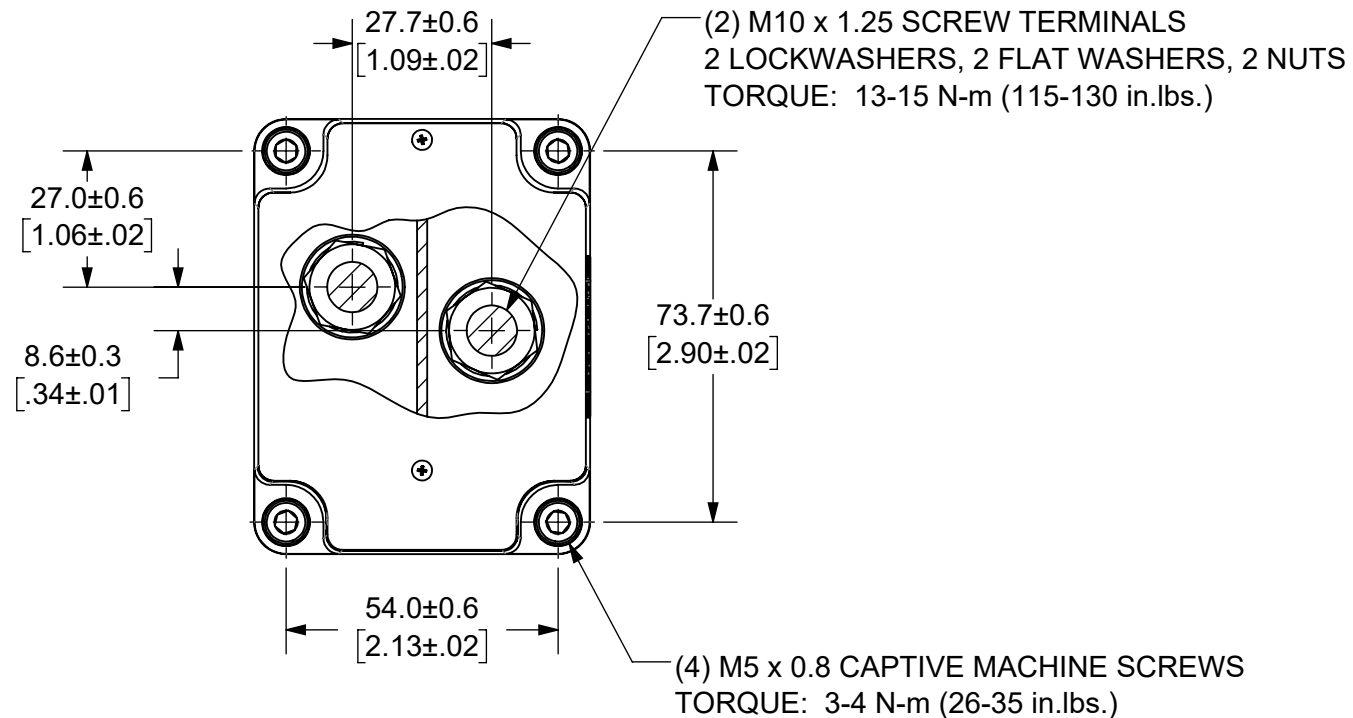
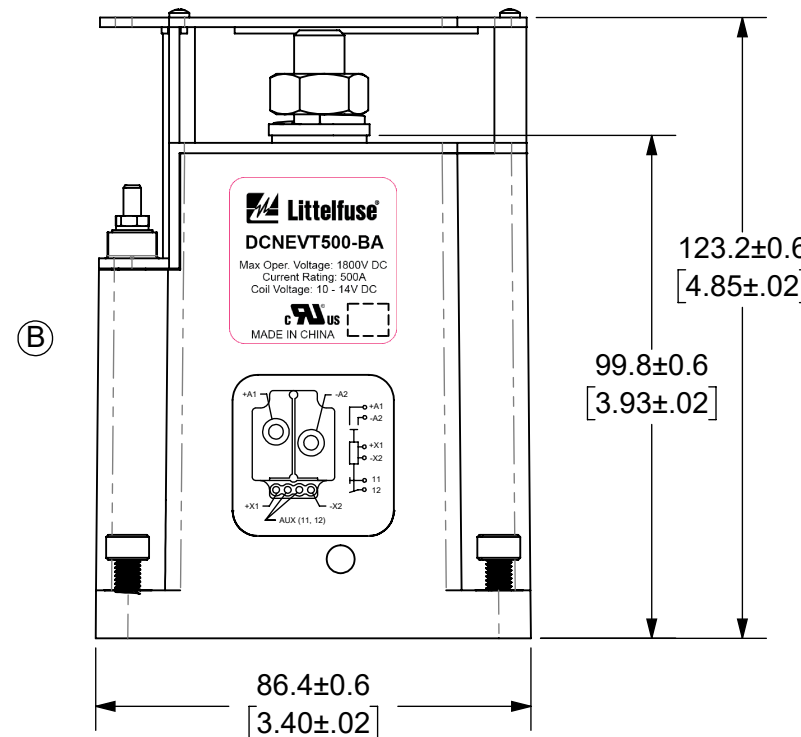
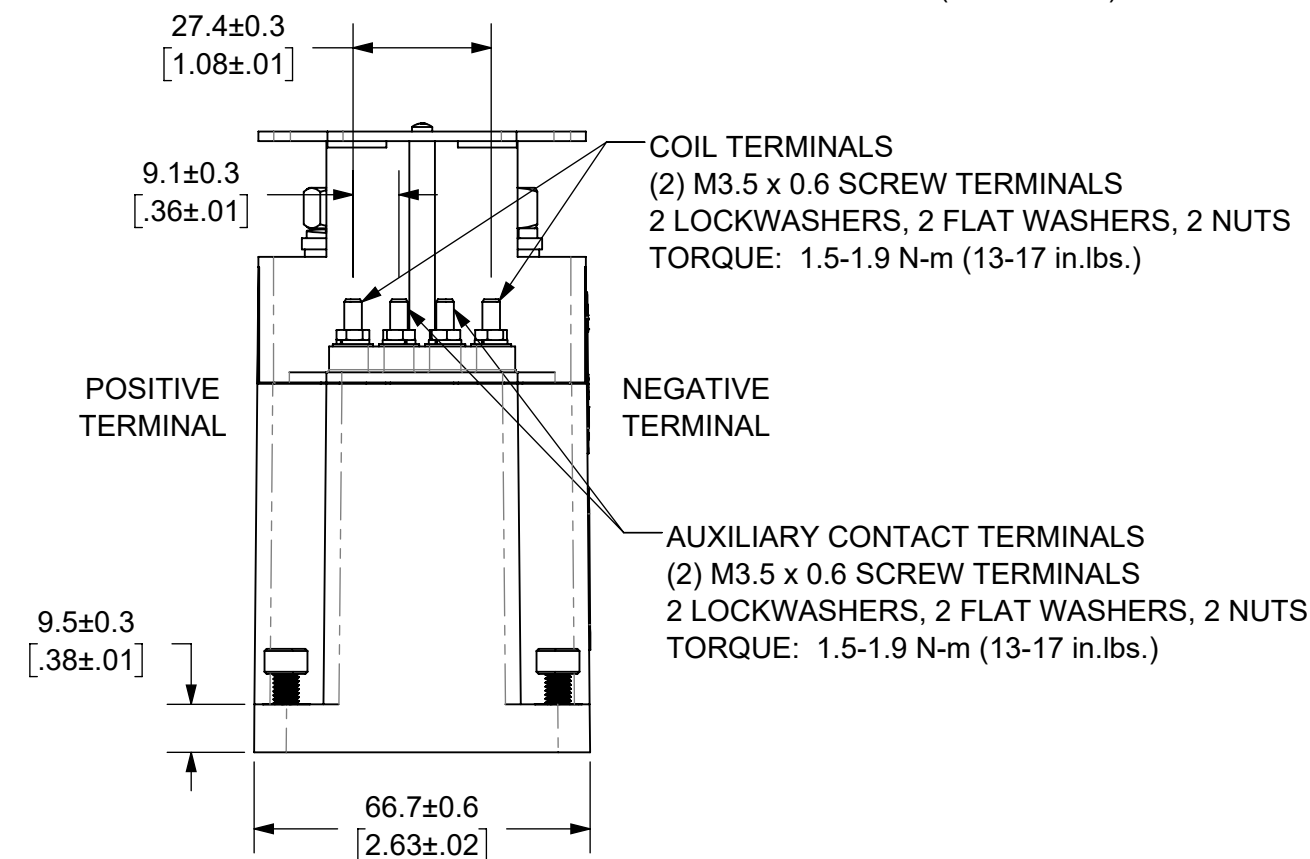


THIS DRAWING AND THE INFORMATION CONTAINED WITHIN IT ARE CONFIDENTIAL AND MAY NOT BE COPIED OR DISCLOSED WITHOUT THE WRITTEN PERMISSION OF LITTELFUSE.

REVISIONS				
ZONE	REV.	DESCRIPTION	DATE	APPROVED
	A	INITIAL RELEASE. GCF 500000021763	12/16/2019	DGK
C5, D3	B	UPDATED LABEL. ADDED NOTE 8. ECR 522500	7/24/2020	DGK



- NOTES: UNLESS OTHERWISE SPECIFIED
- CONTACT ARRANGEMENT: SPST-NO
 - CONTINUOUS CURRENT RATING: 500 AMPS
 - CONTACT VOLTAGE RATING: 12 - 1,800 VDC
 - CONTACT TERMINALS POLARIZED
 - WEIGHT: 1530 GRAMS (54 OZ.)
 - RoHS COMPLIANT
 - AUXILIARY CONTACT RATING:
2A @ 30 VDC
3A @ 125 VDC
 - UL RECOGNIZED FOR CANADA AND THE UNITED STATES.



INTERPRET DRAWING TO ANSI/ASME Y14.5-1994.	
	FIT/ FUNCTION CRITICAL CHARACTERISTICS SYMBOL
<S>	SAFETY/ COMPLIANCE CRITICAL CHARACTERISTICS SYMBOL
CPK	DENOTES CPK DIMENSIONS MINIMUM CPK VALUE
	DENOTES A CHARACTERISTIC THAT PROVIDES AN INDICATION OF PROCESS PERFORMANCE PROCEDURE FOR MEASUREMENT AND TRACKING TO BE DEFINED IN LITTELFUSE INSPECTION INSTRUCTIONS
CP	DENOTES CP DIMENSIONS. -MINIMUM CP VALUE MUST BE WITHIN THE DIMENSIONAL LIMITATIONS SHOWN ON DRAWING AND INITIALLY LOCATED TO ALLOW FOR MAXIMUM TOOL LIFE
DIMENSION: MM TOLERANCES UNLESS OTHERWISE SPECIFIED ONE PLACE DECIMAL ± 0.5 THREE PLACES DECIMAL ± 0.100 TWO PLACES DECIMAL ± 0.20 ANGULAR ± 2°	
NAME	DATE
DRAWN DGK	11/26/2019
CHECKED AH	12/13/2019
Expertise Applied Answers Delivered	
FORM NO: CVP-PE40-0004 REV A	
THIRD ANGLE PROJECTION	
SIZE B	DWG. NO. OL-DCNEVT500-BA
OUTLINE	REV. B
DO NOT SCALE DRAWING	
SCALE 2:3	SHEET 1 OF 1

ENGINEERING DESIGN DATA

COIL DATA							SHORT CIRCUIT	DIELECTRIC VOLTAGE	ELECTRICAL LIFE
COIL VOLTAGE (VDC)	NOMINAL POWER (WATTS)	PICK-UP VOLTAGE (VDC)	DROP-OUT VOLTAGE (VDC)	MAX. VOLTAGE (VDC)	INRUSH CURRENT (MAX)	HOLDING CURRENT	MAX @ 320 VDC	(VRMS)	500A @ 400VDC (CYCLES)
12	8.9	9.9	2	14	3.3A	0.74A	3,300 A	2,200	3,000