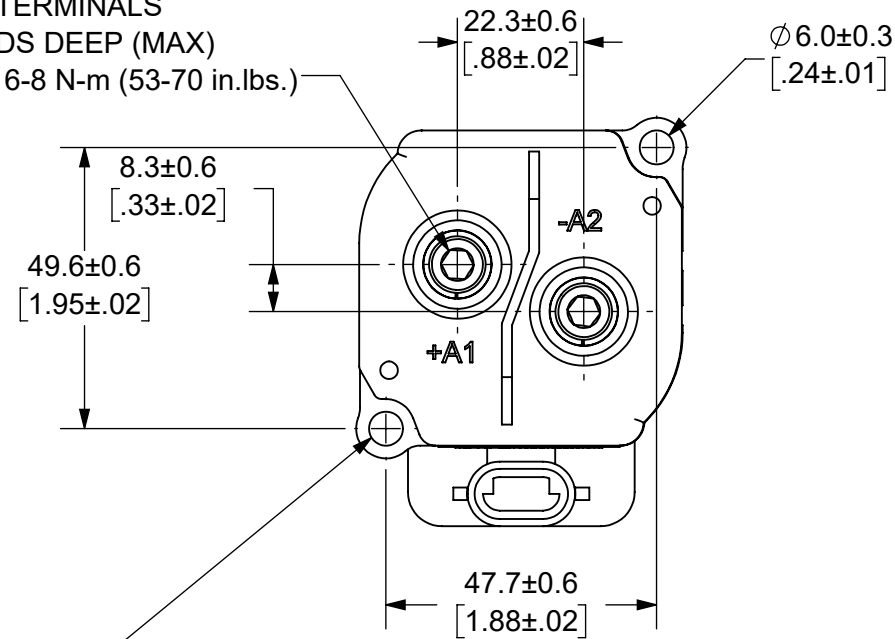


THIS DRAWING AND THE INFORMATION CONTAINED WITHIN IT ARE CONFIDENTIAL AND MAY NOT BE COPIED OR DISCLOSED WITHOUT THE WRITTEN PERMISSION OF LITTELFUSE.

REVISIONS

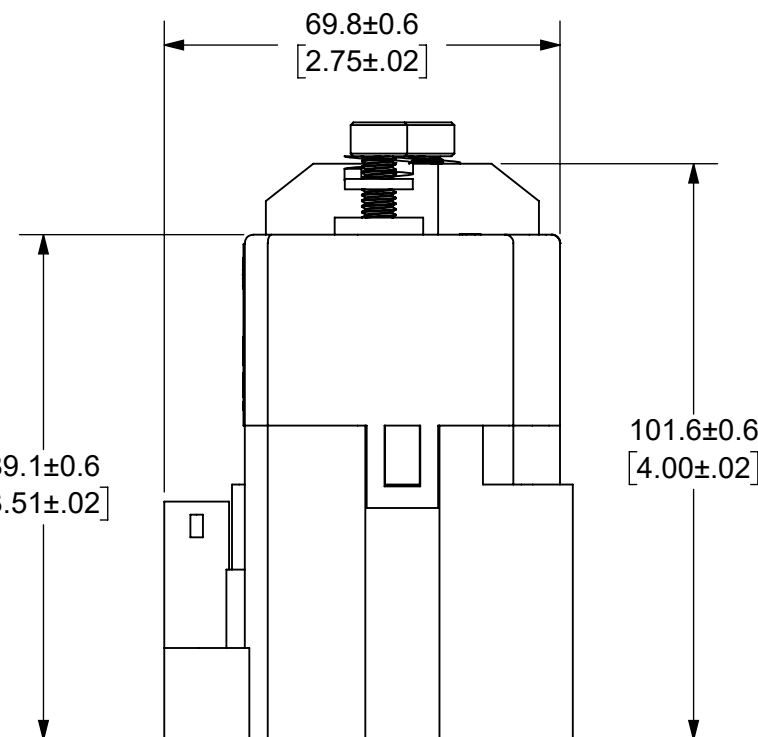
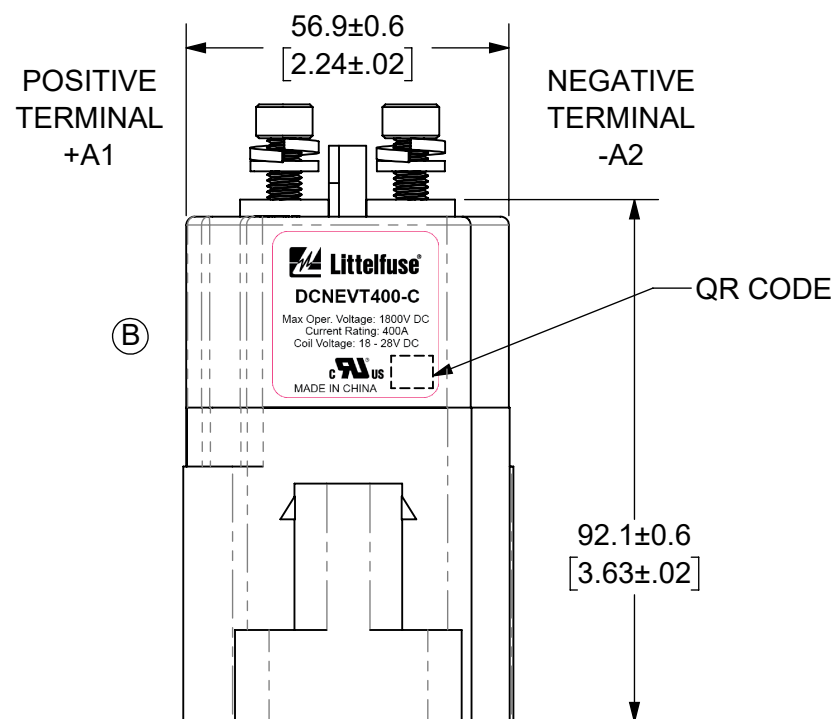
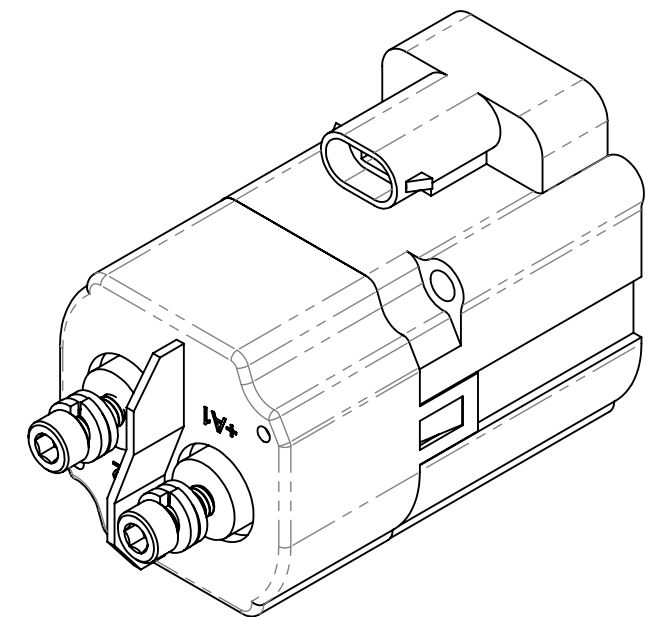
ZONE	REV.	DESCRIPTION	DATE	APPROVED
	A	INITIAL RELEASE. GCF 500000021763	12/16/2019	DGK
C7, D5	B	UPDATED LABEL. ADDED NOTE 9. ECR 522500	7/24/2020	DGK

(2) M6 x 1 TERMINALS
12 THREADS DEEP (MAX)
TORQUE: 6-8 N-m (53-70 in.lbs.)



MOUNTING HOLES
M5 MACHINE SCREW
TORQUE: 1.7-3.3 N-m (15-30 in.lbs.)

- NOTES: UNLESS OTHERWISE SPECIFIED
- CONTACT ARRANGEMENT: SPST-NO
 - CONTINUOUS CURRENT RATING: 400 AMPS
 - CONTACT VOLTAGE RATING: 12 - 1,800 VDC
 - CONTACT TERMINALS POLARIZED
 - HARDWARE: 2 - M6 MACHINE SCREWS, 2 - M6 LOCKWASHERS, 2 - M6 FLAT WASHERS
 - WEIGHT: 800 GRAMS (28.2 OZ.)
 - RoHS COMPLIANT
 - COIL CONNECTOR INCLUDED WITH 7 INCH WIRE LEADS.
 - UL RECOGNIZED FOR CANADA AND THE UNITED STATES.



NAME		DATE	 Expertise Applied Answers Delivered
DRAWN	DGK	11/26/2019	
CHECKED	AH	12/13/2019	
FORM NO: CVP-PE40-0004 REV A			TITLE DC CONTACTOR, 400 AMP 24 VDC
THIRD ANGLE PROJECTION			
DO NOT SCALE DRAWING	SCALE 3:4	SIZE B	DWG. NO. OL-DCNEVT400-C OUTLINE REV. B
SHEET 1 OF 1			

ENGINEERING DESIGN DATA

COIL DATA							SHORT CIRCUIT	DIELECTRIC VOLTAGE	ELECTRICAL LIFE
COIL VOLTAGE (VDC)	NOMINAL POWER (WATTS)	PICK-UP VOLTAGE (VDC)	DROP-OUT VOLTAGE (VDC)	MAX. VOLTAGE (VDC)	INRUSH CURRENT (MAX)	HOLDING CURRENT	MAX @ 450 VDC	(VRMS)	400A @ 450VDC (CYCLES)
24	2.6	18	10	28	1.8A	0.11A	2,300 A	2,200	2,000