

4

3

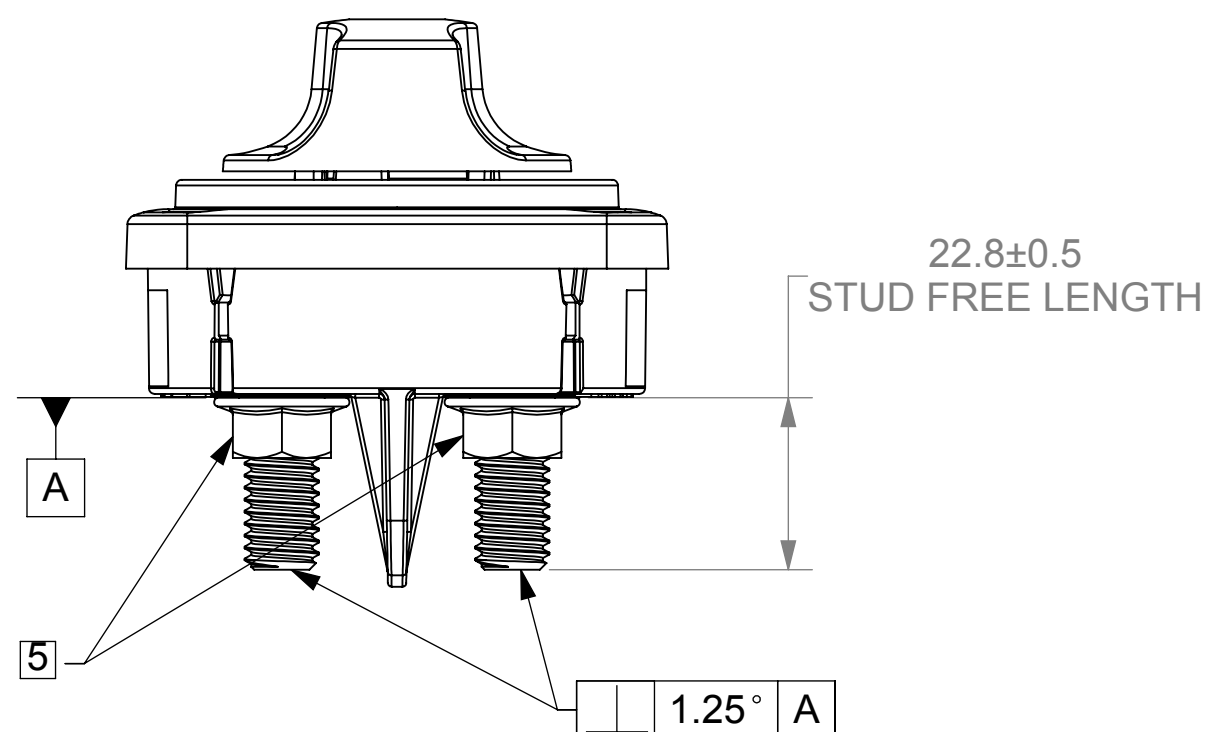
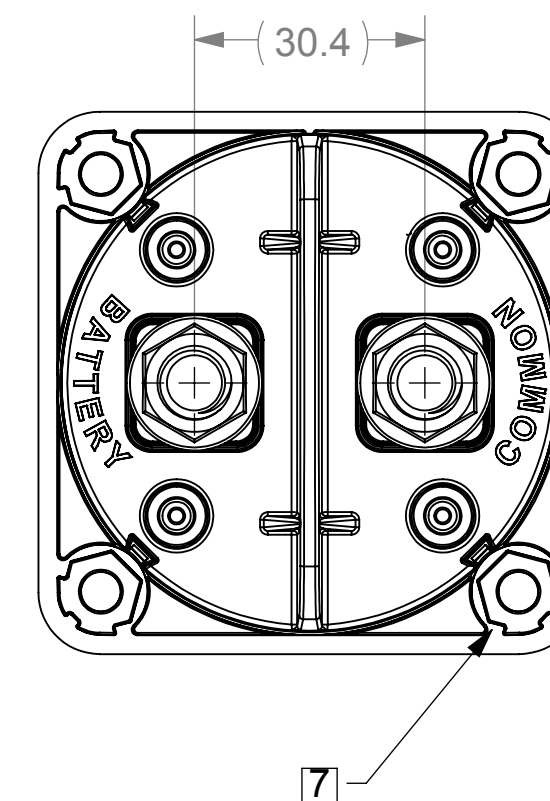
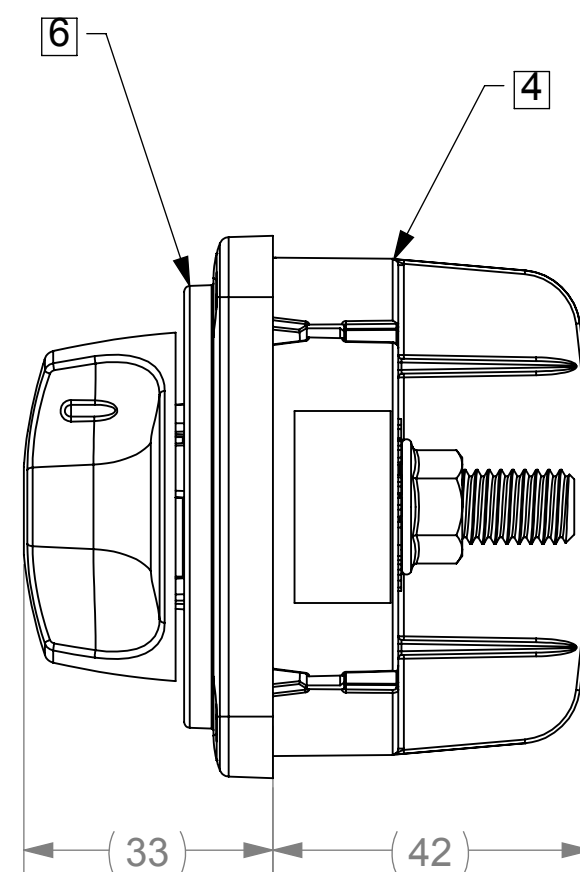
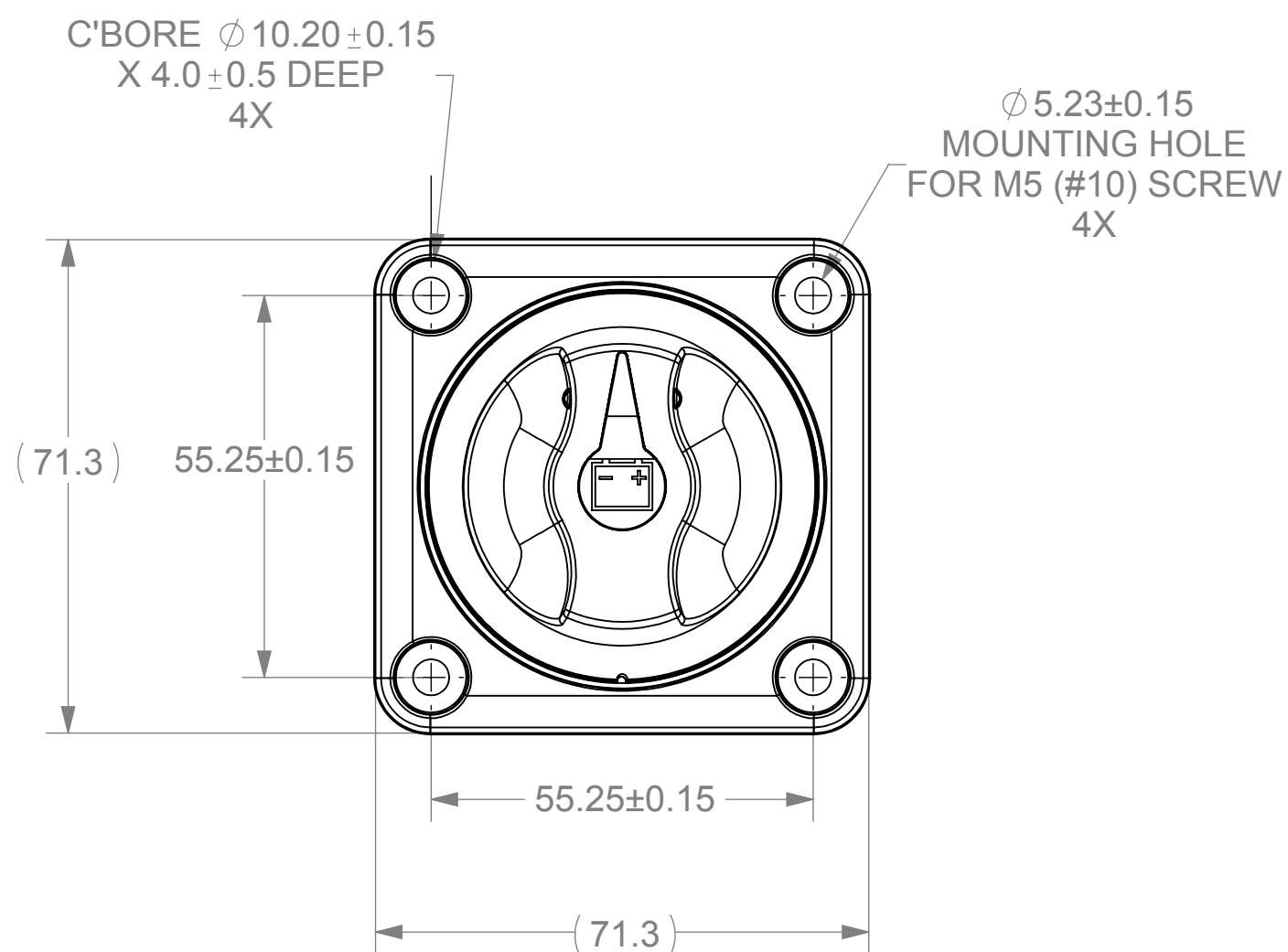
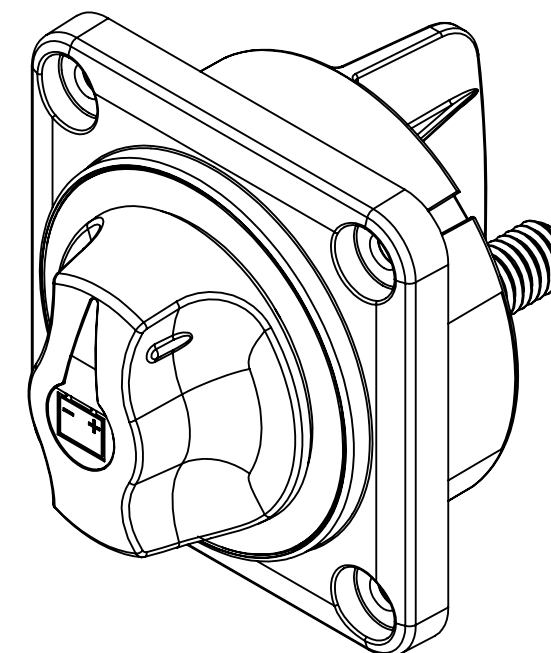
2

1

NOTES: (UNLESS OTHERWISE SPECIFIED)

- 1. ASSOCIATED CAD FILE DEFINES ALL NONDIMENSIONED FEATURES
- 2. PRODUCT WEIGHT: 0.18 Kg
- 3. MAXIMUM TERMINAL STUD TORQUE: 13.56 NM (120IN-LB)
- 4. FRONT PANEL MOUNT IN 67MM (2-5/8") HOLE
- 5. TERMINAL HARDWARE: 3/8"-16 NUT SERRATED FLANGE, STAINLESS STEEL
- 6. REAR PANEL MOUNT IN 60MM [2-3/8"] HOLE
- 7. REAR PANEL MOUNT HEX FEATURE FOR #10 NUTS
- 8. ELECTRICAL SPECIFICATOIN:
  - MAX OPERATING VOLTAGE: 32V DC
  - MAX CONTINUOUS CURRENT: 300A
  - CRANKING RATING (30 SEC) (1X4/0 CABLE): 1,250A
- 9. INGRESS RATING: IP67 & IP69K
- 10. IGNITION PROTECTION: MEETS ISO 8846 7 SAE J1171

REVISIONS				
ZONE	REV.	DESCRIPTION	DATE	APPROVED
	A	Per EC# 515700: INITIAL RELEASE	3/22/2016	J. LIU
	B	PER EC#515935: ADDED A PERPENDICULARITY CALLOUT	5/26/2016	J. LIU



DIMENSIONS ARE IN MM.  
 DIMENSIONS AND TOLERANCES ARE DEFINED ACCORDING TO ANSI / ASME Y14.5M-1994  
 THIS DRAWING AND THE INFORMATION CONTAINED WITHIN IT ARE CONFIDENTIAL AND MAY NOT BE COPIED OR DISCLOSED WITHOUT THE WRITTEN PERMISSION OF LITTELFUSE.

NAME	DATE
DRAWN J. LIU	11/15/2013
CHECKED -	-
-	-
-	-
-	-

**Littelfuse**  
 Expertise Applied | Answers Delivered  
 805 W. ORCHARD DR., STE. 6, BELLINGHAM, WA 98225  
 Phone (360)738-9010 Fax (360)738-0372

Switch Master Panel Mt

SIZE C	DWG. NO. OL-880062	REV. B
--------	--------------------	--------

THIRD ANGLE PROJECTION  
 SCALE 1:1  
 SHEET 1 OF 1

4

3

2

1