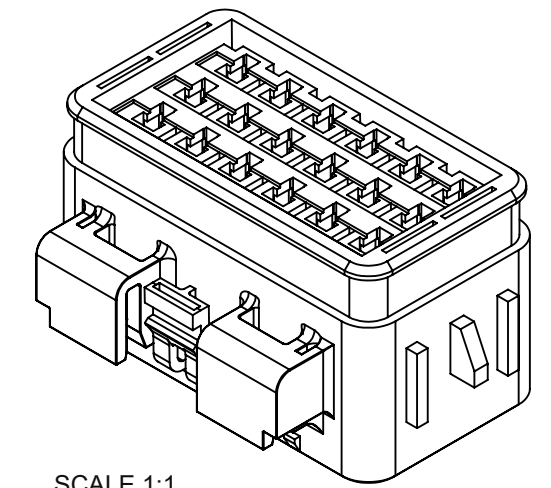
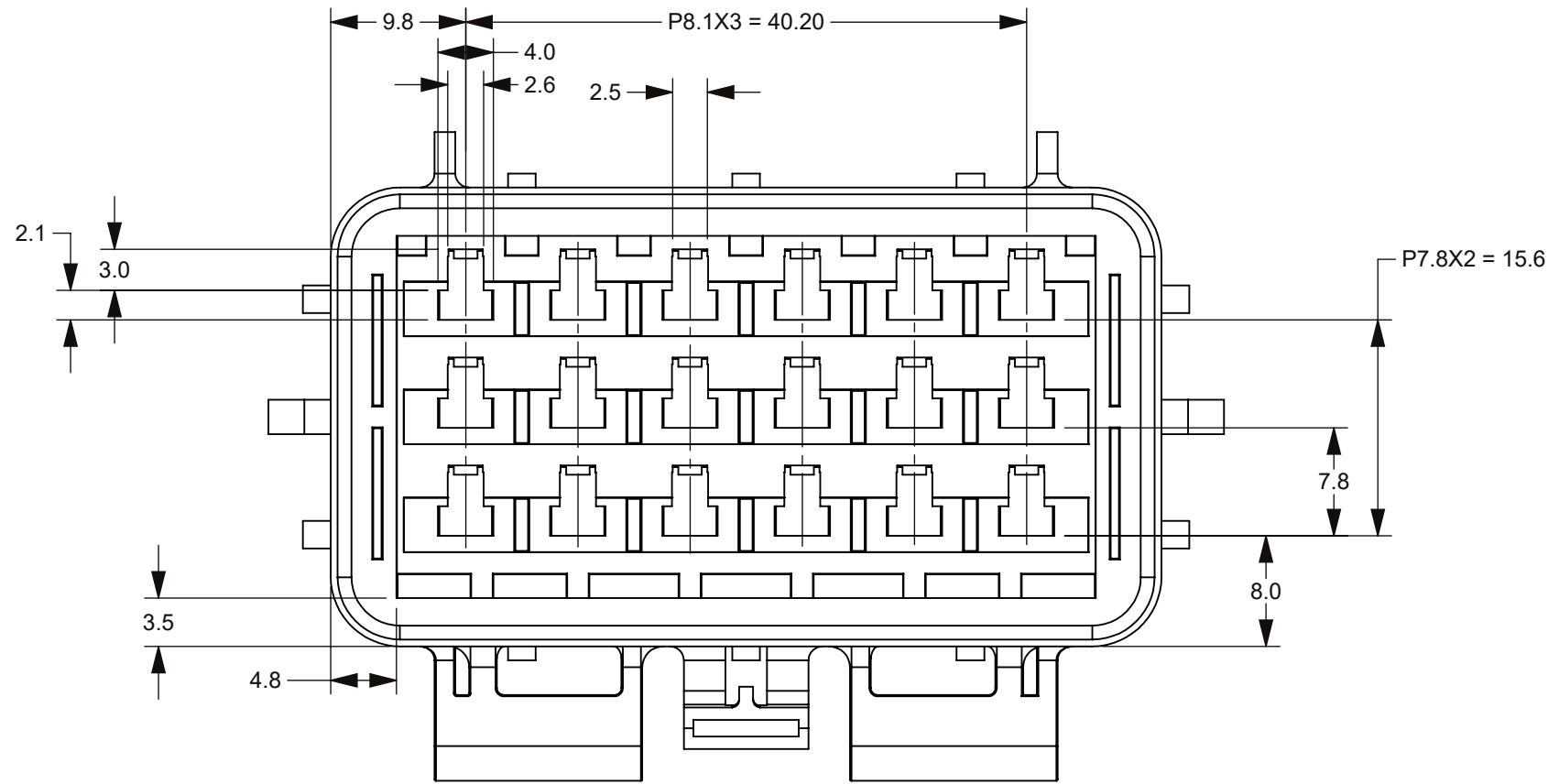
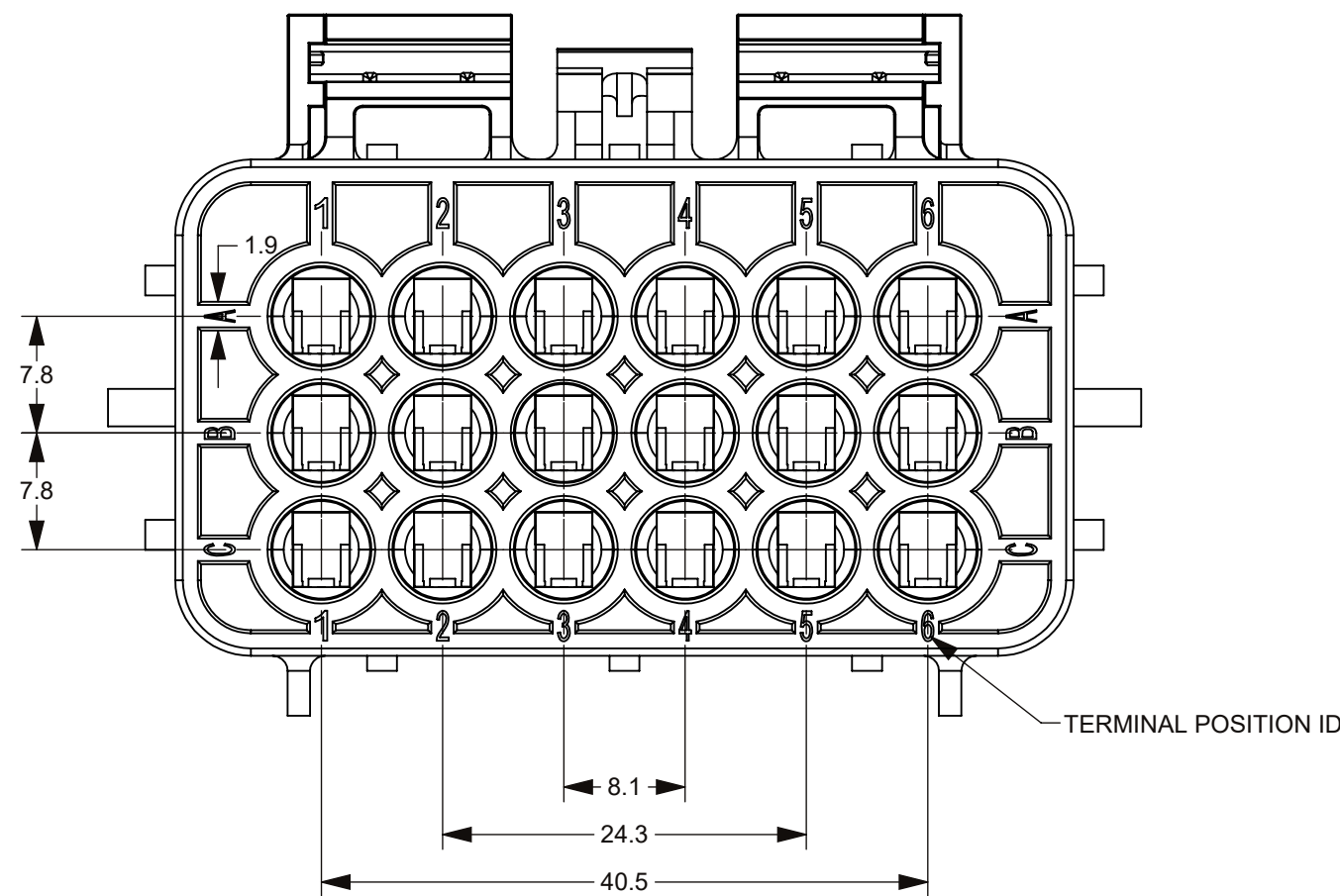
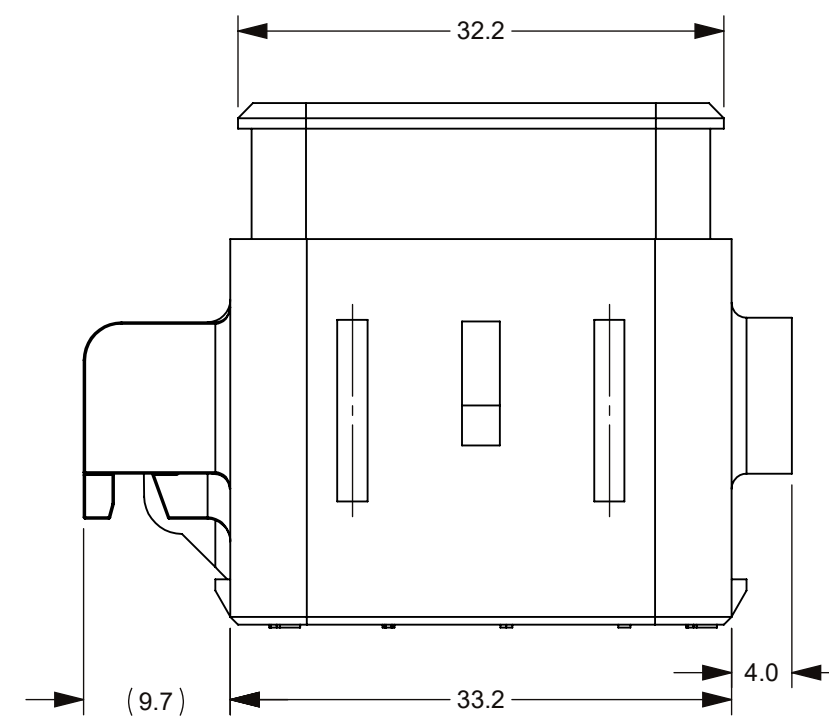
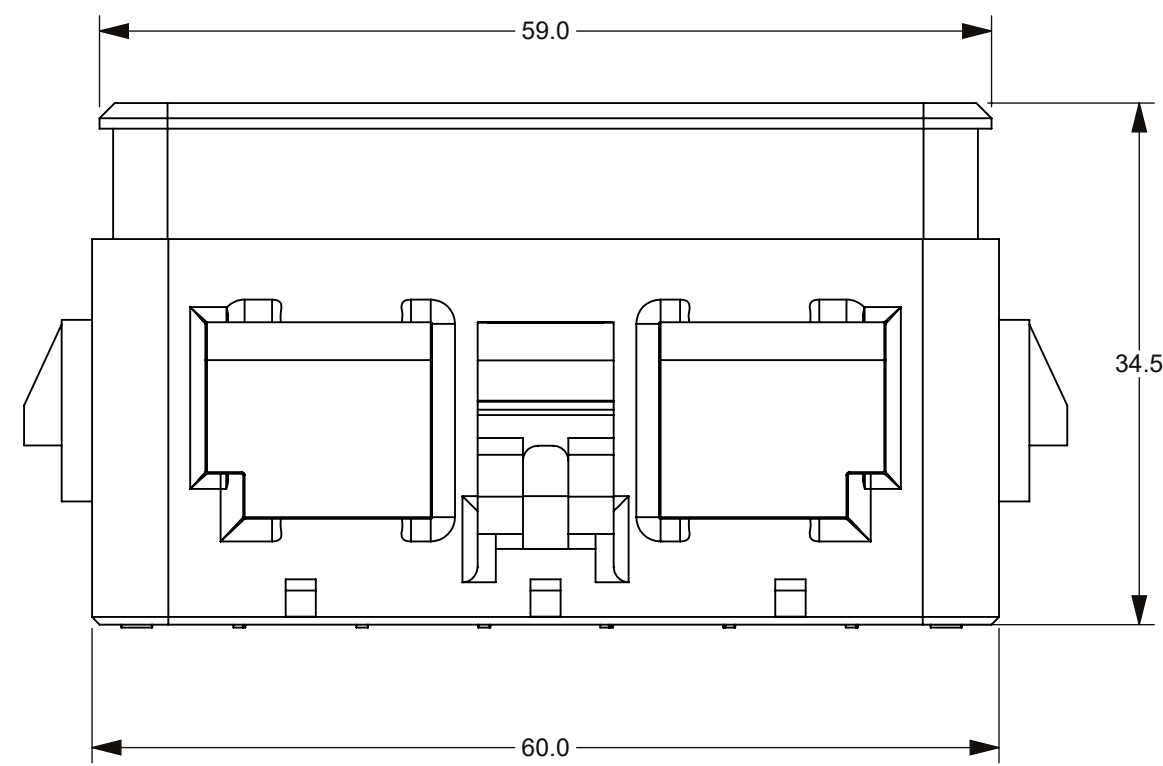


THIS DRAWING AND THE INFORMATION CONTAINED WITHIN IT ARE CONFIDENTIAL AND MAY NOT BE COPIED OR DISCLOSED WITHOUT THE WRITTEN PERMISSION OF LITTELFUSE.

REVISIONS				
ZONE	REV.	DESCRIPTION	DATE	APPROVED
	A	PCO #5300103. INITIAL RELEASE. DSILVA.	10/4/2022	L.ARGIL



SCALE 1:1



STANDARD NOTES FOR MOLDED PARTS:

- MATERIAL: THERMOPLASTIC, COLOR BLACK.
- THE 3D MODEL OF THIS PART IS TO BE USED AS A REFERENCE ONLY.

NO.	COMPONENT NO.	COMPONENT NAME	QTY/M	U/M
TOLERANCES UNLESS OTHERWISE SPECIFIED (REF. ISO 2768-mK)				
.5 to 3	>3 to 6	>6 to 30	>30 to 120	>120 to 400
±0.10	±0.10	±0.20	±0.30	±0.50
DIMENSIONS ARE SHOWN IN MILLIMETERS. DIMENSIONS AND TOLERANCES ARE DEFINED ACCORDING TO ANSI/ASME Y14.5-1994.				
●	FIT/ FUNCTION CRITICAL CHARACTERISTICS			
<S>	SAFETY/ COMPLIANCE CRITICAL CHARACTERISTICS SYMBOL			
CPK	DENOTES CPK DIMENSIONS MINIMUM CPK VALUE			
(ST)	DENOTES A CHARACTERISTIC THAT PROVIDES AN INDICATION OF PROCESS PERFORMANCE. PROCEDURE FOR MEASUREMENT AND TRACKING TO BE DEFINED IN LITTELFUSE INSPECTION INSTRUCTIONS			
CP	DENOTES CP DIMENSIONS. -MINIMUM CP VALUE MUST BE WITHIN THE DIMENSIONAL LIMITATIONS SHOWN ON DRAWING AND INITIALLY LOCATED TO ALLOW FOR MAXIMUM TOOL LIFE			
DRAWN		NAME	DATE	
CHECKED		DSILVA	7/19/2022	
 Expertise Applied Answers Delivered				
FORM NO. CVP-PE40-0005 REV B			TITLE	
THIRD ANGLE PROJECTION			BASE HWB18	
DO NOT SCALE DRAWING		SIZE C	DWG. NO. OUTLINE	REV. A
SCALE 2:1		OL-868-965		SHEET 1 OF 1