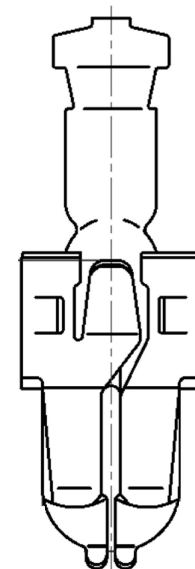
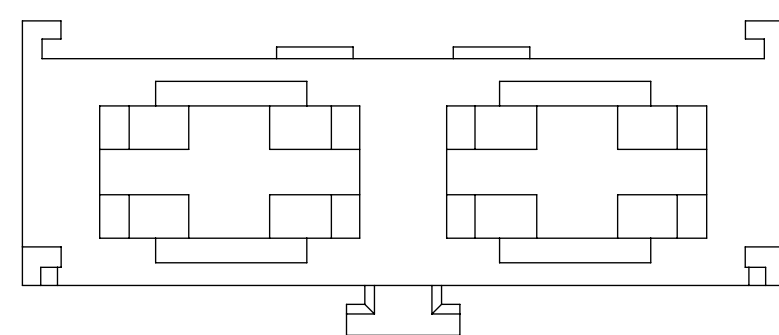
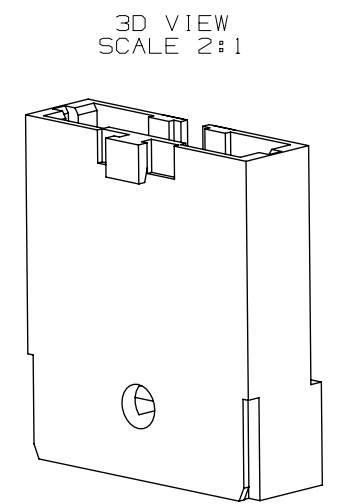
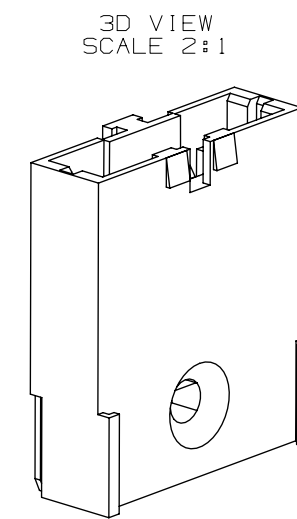

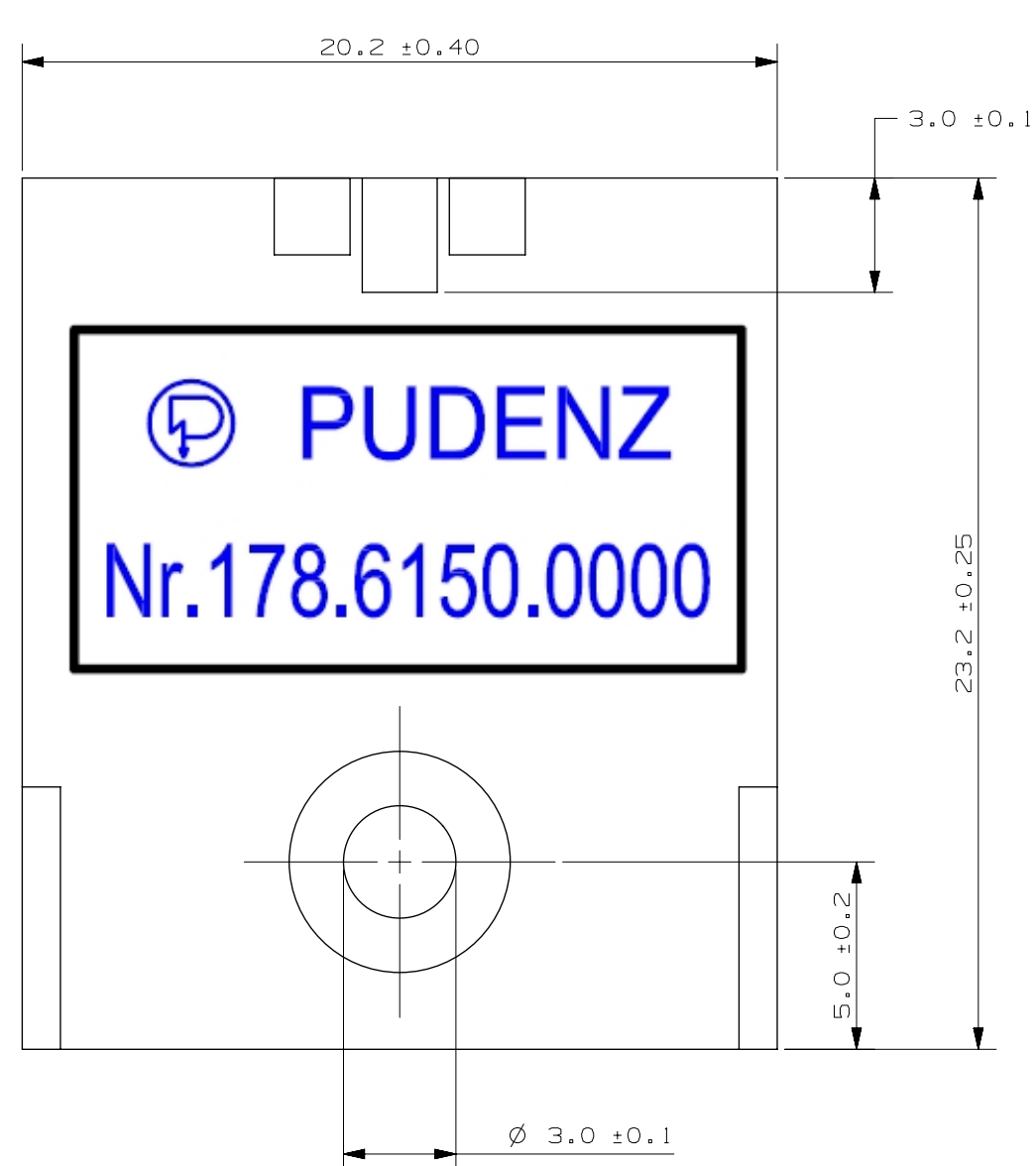


Art.Nr.	Description	NOTE
178.6152.0001	FKH-HOLDER COMPLETE	LEAF SPRING TERMINALS PACKED BY ART.NR. 376.1414.2225

LTR	DATE	REVISION	DRW
A	23/OCT/17	518334GCA-RELEASE	OPL



TERMINAL
PART NUMBER: 376.1414.2225

UNLESS OTHERWISE SPECIFIED, DIMENSIONS ARE IN MILLIMETERS. DUAL DIMENSIONS IN BRACKETS [] ARE INCHES AND FOR REFERENCE ONLY.			
UNLESS OTHERWISE SPECIFIED, DIMENSIONS DO NOT INCLUDE PLATING.			
●	CRITICAL CHARACTERISTIC FOR PART FUNCTION.		
CPK	CPK DIMENSION. 1.33 MINIMUM CPK VALUE ON NEW TOOLING.		
ST	STATISTICAL PROCESS CONTROL DIMENSION. THIS DIMENSION INDICATES PROCESS PERFORMANCE. DATA SHALL BE TRACKED AND ANALYZED AT PERIODIC TIMES, ACC. TO CONTROL PLAN.		
CP	CP DIMENSION. 1.33 MINIMUM CP VALUE. MUST BE INITIALLY LOCATED TO ALLOW FOR MAXIMUM TOOL LIFE.		
△	CLAMP DIMENSION. PARTS SHALL BE SECURED BEFORE TAKING DIMENSIONAL MEASUREMENTS. FIXTURING DATUMS & PROCEDURES TO BE DEFINED IN NOTES OR SEPARATE PROCESS DOCUMENTS.		
DIMENSIONS & TOLERANCES ACC. TO ASME Y14.5-2009	MATL SPEC HOLDER: THERMOPLAST DFK-TERMINALS: Cu- ALLOY		
3RD ANGLE PROJECTION	FINISH		SIZE
SCALE 5:1	DRW OPL	CHK MM	DATE 23/OCT/17
TOLERANCES UNLESS OTHERWISE SPECIFIED			
LINEAR DIMENSIONS			ANGLES RADII
DIM	UP TO .5	OVER 6 - 30	UP TO 30 - 120
TOL	±0.05	±0.1	±0.15
		OVER 120 - 400	±0.2
TITLE FKH-HOLDER COMPLETE			
		REVISION A	DRWG. NO. OL-178.6152.0000
CHICAGO, USA 773-628-1000			OUTLINE

METRIC
COMPONENT

CAD GENERATED DRAWING - NO PENCIL CHANGES ALLOWED (REV M)