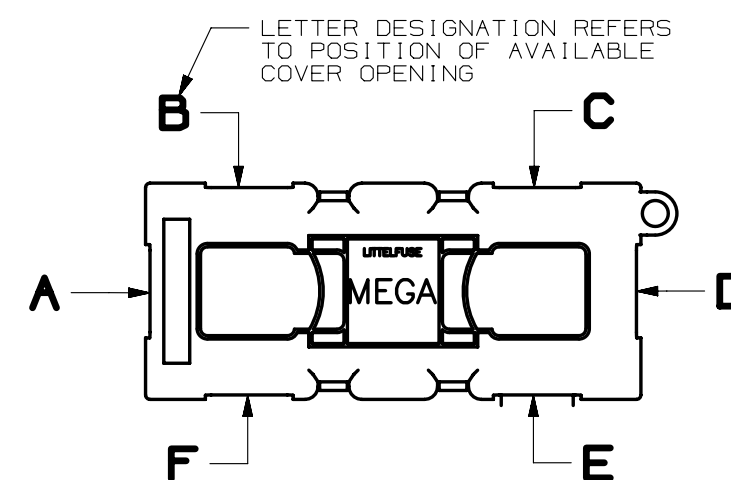
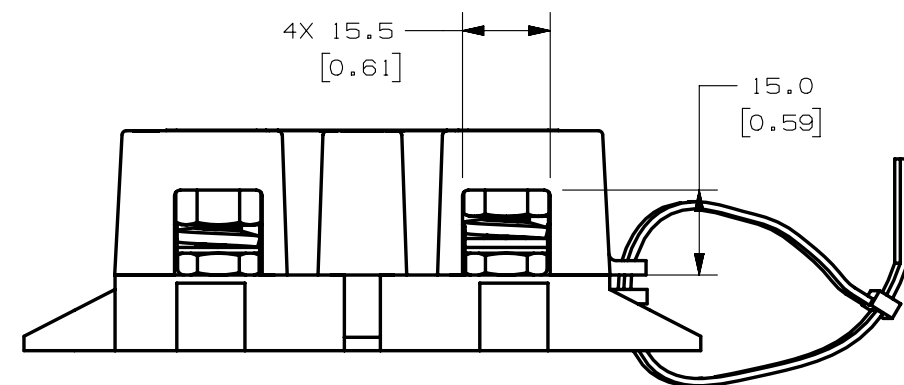
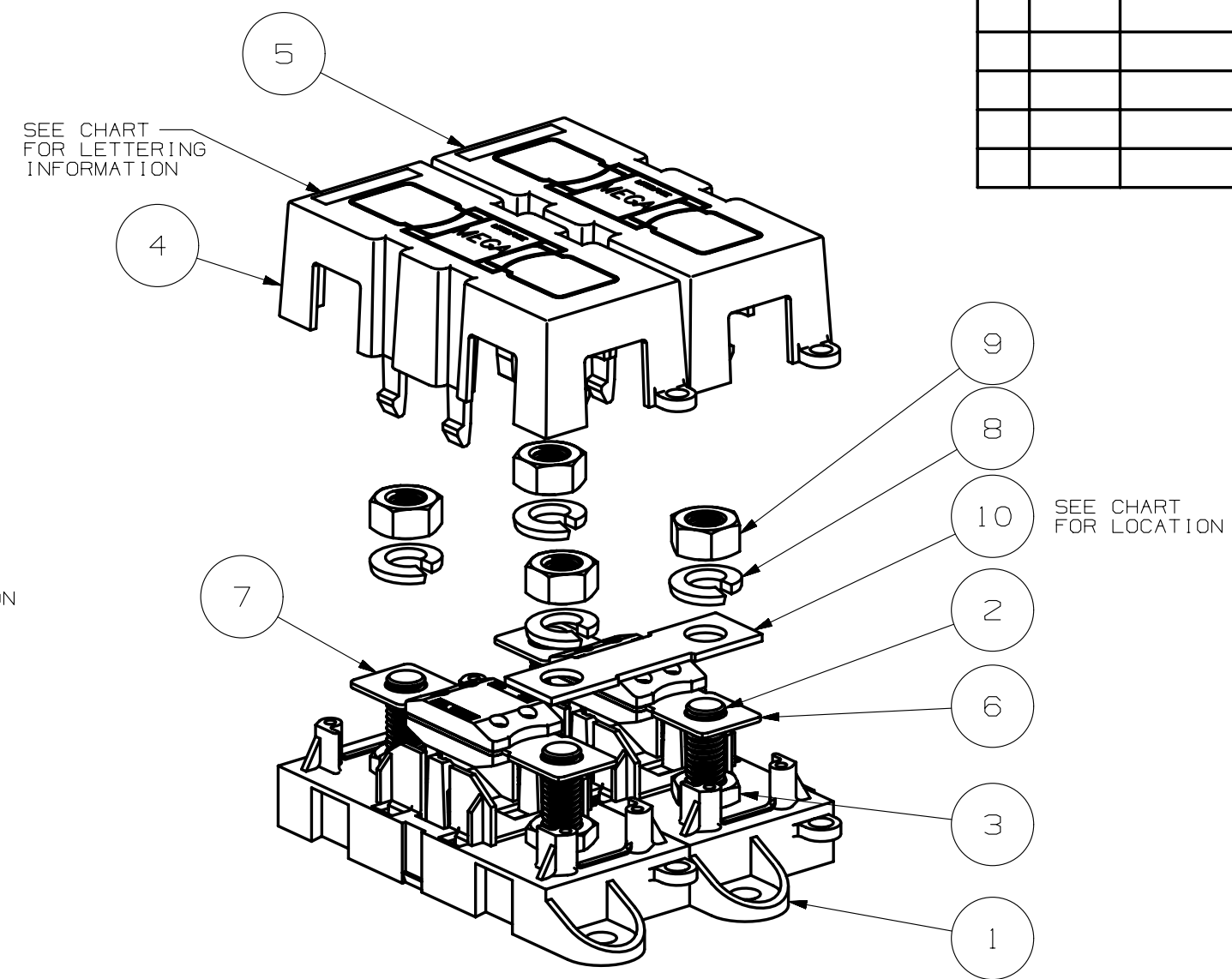
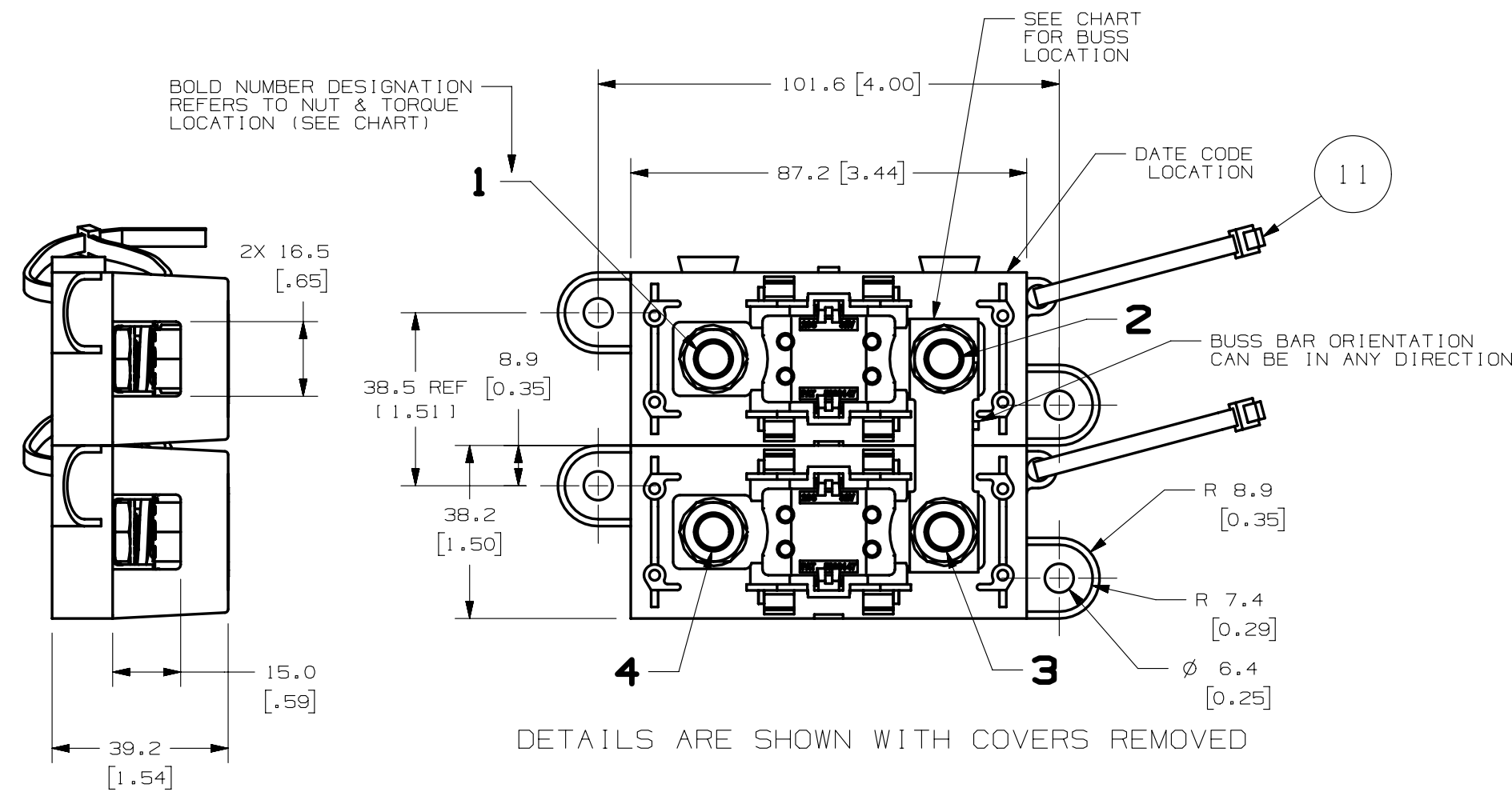


PART NUMBER	BASE ①	BOLT ②	JAM NUT③	COVER OPENING ④	COVER OPENING ⑤	FUSE ⑥	FUSE ⑦	WASHER⑧	NUT LOCATION ⑨	BUSS BAR LOCATED BETWEEN BOLT #'S ⑩	TETHER ⑪
02982001ZXT	YES	YES	YES	A B C D E F	A B C D E F	0298150.ZXEH	0298150.ZXEH	YES	2 3 4	2 - 3	YES
02982002ZXT	YES	YES	YES	A C F	A B C E	0298175.ZXEH	0298175.ZXEH	NONE	3	2 - 3	YES
02982003ZXT	YES	YES	YES	D E F	A D	0298100.ZXEH	0298175.ZXEH	NONE	1	NONE	YES
02982004ZXT	YES	YES	YES	A B	B C F	0298175.ZXEH	NONE	NONE	1	1 - 4	YES

LTR	DATE	REVISION	CHK	APD
A	09/11/13	509475GCA-RELEASED OPL		
B	02/17/14	510127ECA-REPLACE NOTE FROM: FOR BUSBAR 8B2-786 ORIENTATION TAB MUST BE BY BOLT No 2 TO:		
-	-	BUSS BAR ORIENTATION CAN BE IN ANY DIRECTION OPL		
C	06/19/14	510654ECA-CHANGE DIMENSION FROM 38.2 TO 38.5 ADD REF OPL		



DETAIL OF OPENINGS ON COVER (SEE CHART)

GENERAL NOTES:

- COVER RETENTION TEST: MINIMUM FORCE OF 2 LBS. IS REQUIRED TO REMOVE COVER WHEN IT IS SUSPENDED UPSIDE DOWN. FORCE SHALL BE APPLIED THROUGH THE INNER HOLES (2) IN BASE. USE FIXTURE #T-C403 TO SUPPORT PART.
- TORQUE APPLIED TO NUT
TORQUE REQUIREMENTS FOR THE HEX NUT USED TO SECURE THE BUSSBAR OR THE CUSTOMER RING TERMINAL TO THE MEGA FUSE TO BE:
8mm NUT - 12-18 NEWTON METERS (106-159 IN-LBS)
- DUAL HOLDER MEETS L/F VALIDATION TEST SPEC. VS-005005.

4. MATERIALS:

- * BODY - GLASS FILLED THERMOPLASTIC
COLOR - BLACK
- * COVER - THERMOPLASTIC
COLOR - BLACK
- * WIRE TIE - THERMOPLASTIC
COLOR - BLACK
- * STUDS & NUTS - M8 X 1.25 STEEL
ZINC PLATE WITH TRIVALENT CHROMATE, LEACHED AND SEALED,
INTEGRAL TORQUE CONTROL LUBRICANT FINISH
(MEETS 96 HR. ASTM STD. B-117 SALT SPRAY REQ.)
- * PREVAILING TORQUE ELEMENT - NYLON, COLOR OPTIONAL

NO	COMPONENT NO	DESCRIPTION	QTY/M	U/M
-				
-				
-				

BILL OF MATERIAL

UNLESS OTHERWISE SPECIFIED, DIMENSIONS ARE IN MILLIMETERS.
DIMENSIONS IN BRACKETS [] ARE INCHES

UNLESS OTHERWISE SPECIFIED, DIMENSIONS DO NOT INCLUDE PLATING.

Ⓞ	DENOTES CRITICAL CHARACTERISTICS.
CPK	DENOTES CPK DIMENSIONS, -MINIMUM CPK VALUE
ST	DENOTES A CHARACTERISTIC THAT PROVIDES AN INDICATION OF PROCESS PERFORMANCE. PROCEDURE FOR MEASUREMENT AND TRACKING TO BE DEFINED IN LITTELFUSE INSPECTION INSTRUCTIONS
CP	DENOTES CP DIMENSIONS, -MINIMUM CP VALUE MUST BE WITHIN THE DIMENSIONAL LIMITATIONS SHOWN ON DRAWING AND INITIALLY LOCATED TO ALLOW FOR MAXIMUM TOOL LIFE

COPIES TO	MATL SPEC
1 9 18	
2 10 19	FINISH
3 12 20	
4 13 21	DRW OPL DATE 09/11/13 SCALE 1:0.75
5 14 23	CHK DATE SUPER DR
6 15 33	
7 16 43	APPD DATE FINSH GOOD WT
8 17 53	GRAMS/PIECE

TOLERANCE UNLESS OTHERWISE SPECIFIED
ONE PLACE DEC +/- .3 THREE PLACE DEC +/- .100
TWO PLACE DEC +/- .25 ANGULAR +/- 1°

3RD ANGLE PROJECTION	TITLE
	DUAL MEGAFUSE HOLDER

REVISION	DRWG. NO.	OUTLINE
C	02982000ZXT	

METRIC

Littelfuse
DES PLAINES, ILLINOIS 60016

CAD GENERATED DRAWING - NO PENCIL CHANGES ALLOWED