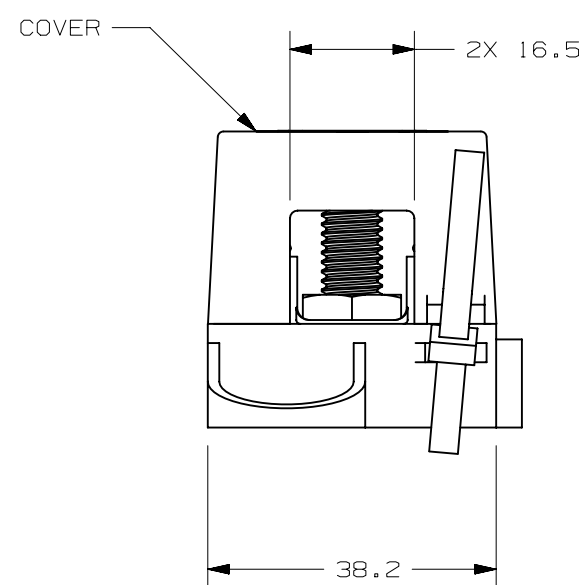
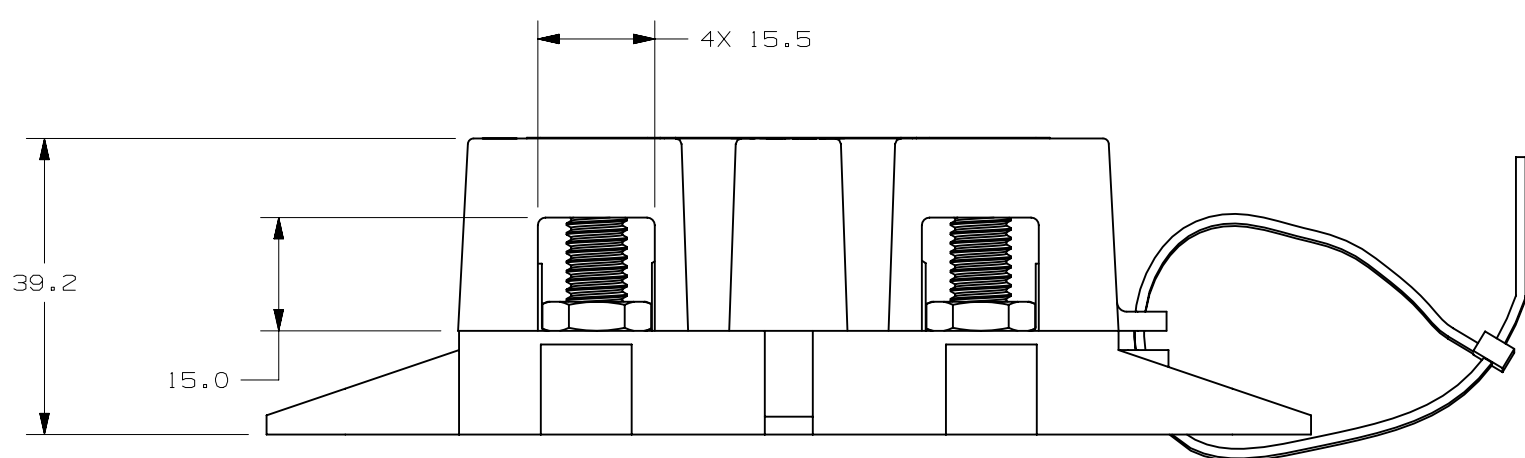
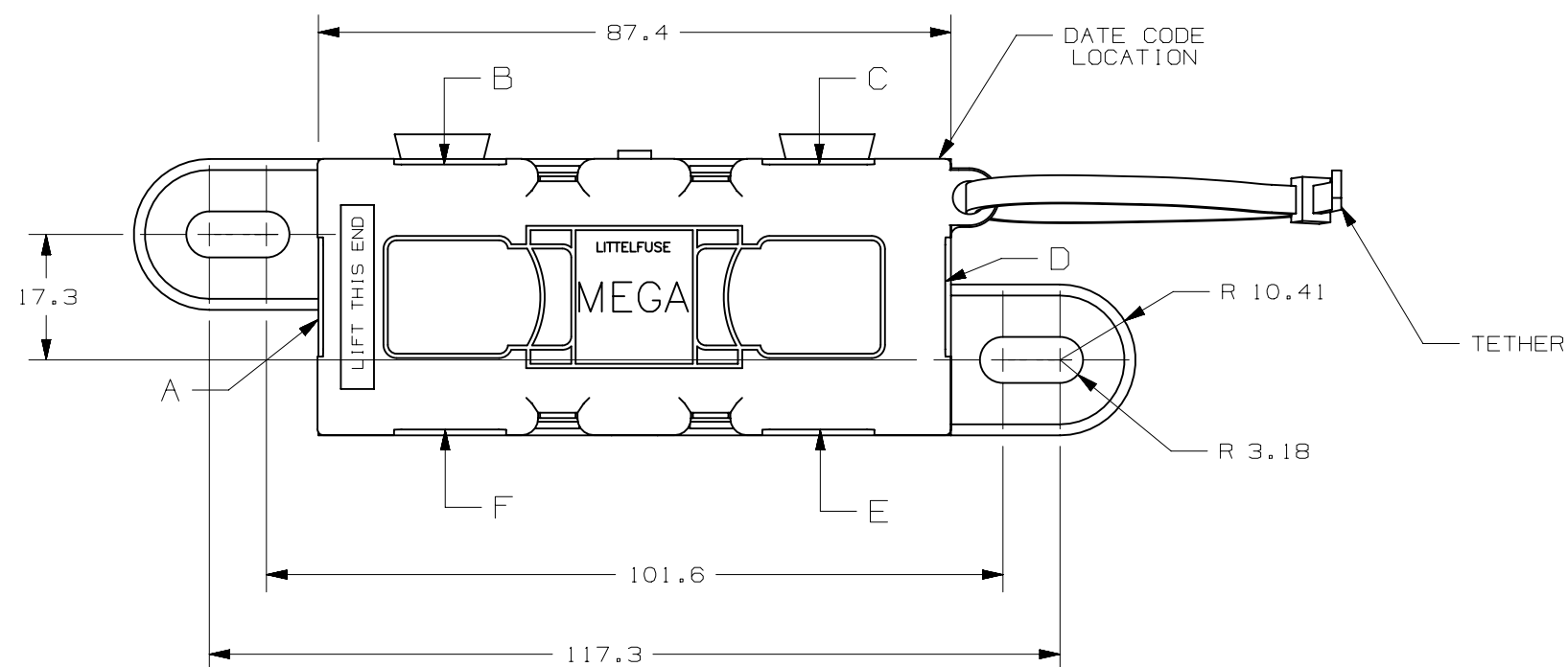
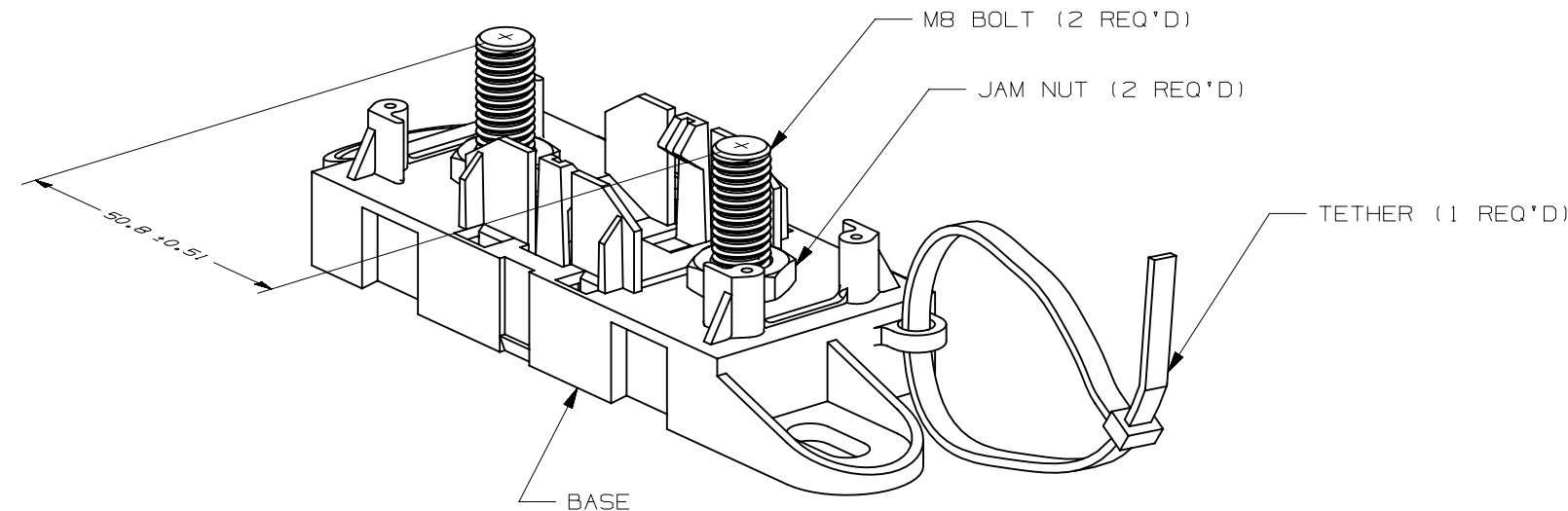
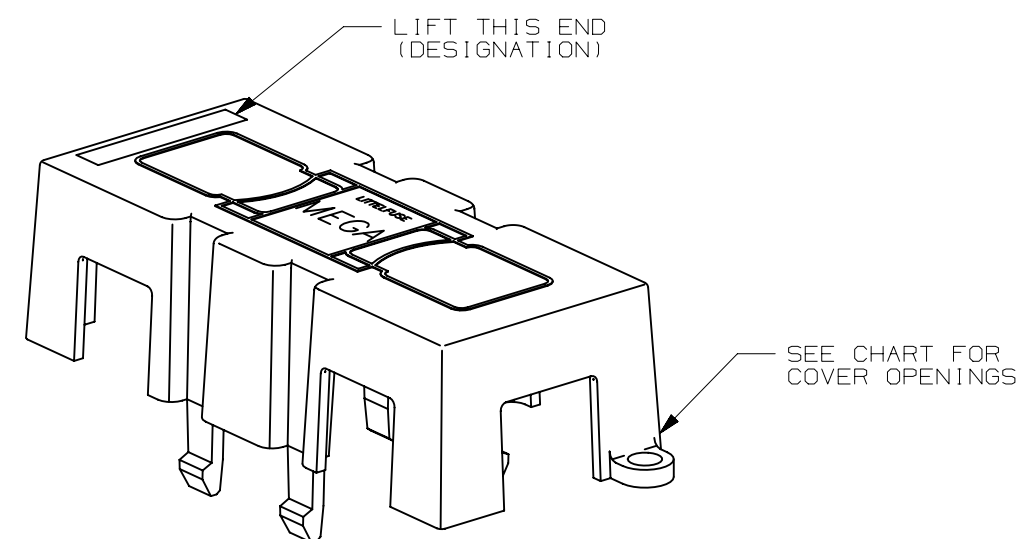


PART NUMBER		COVER OPENING POSITION	FLANGED NUT LOCATION	NO. TORQUE LOCATION	FUSE RATING
LITTELFUSE	JLR	A B C D E F	NONE	NONE	NONE
02981039ZXT	CK52-14A073-FA				

LTR	DATE	REVISION	CHK	APD
A	01/30/13	507420ERA-NEW RELEASE	FYUE	
B	03/15/13	507743ECA-SEE ECO	FYUE	
C	12/APR/19	520661ECA-REMOVE NOTE 4	OPL	

GENERAL NOTES:

- COVER RETENTION TEST: MINIMUM FORCE OF 2 LBS. REQUIRED TO REMOVE COVER WHEN IT IS SUSPENDED UPSIDE DOWN. FORCE SHALL BE APPLIED THROUGH THE INNER HOLES (2) IN BASE. USE FIXTURE #T-C403 TO SUPPORT PART.
- HOLDER MEETS L/F VALIDATION TEST SPEC. VS-005002.
- MATERIALS:
 - * BODY - GLASS FILLED THERMOPLASTIC
COLOR - BLACK
 - * COVER - THERMOPLASTIC
COLOR - BLACK
 - * WIRE TIE - THERMOPLASTIC
COLOR - BLACK
 - * STUDS & NUTS - M8 X 1.25 STEEL
ZINC PLATE WITH TRIVALENT CHROMATE, LEACHED AND SEALED.
INTEGRAL TORQUE CONTROL LUBRICANT FINISH.
(MEETS 96 HR. ASTM STD. B-117 SALT SPRAY REQ.)



UNLESS OTHERWISE SPECIFIED, DIMENSIONS ARE IN MILLIMETERS. DIMENSIONS IN BRACKETS [] ARE INCHES.			
UNLESS OTHERWISE SPECIFIED, DIMENSIONS DO NOT INCLUDE PLATING.			
⊙	DENOTES CRITICAL CHARACTERISTICS.		
CPK	DENOTES CPK DIMENSIONS, -MINIMUM CPK VALUE		
ST	DENOTES A CHARACTERISTIC THAT PROVIDES AN INDICATION OF PROCESS PERFORMANCE. PROCEDURE FOR MEASUREMENT AND TRACKING TO BE DEFINED IN LITTELFUSE INSPECTION INSTRUCTIONS		
CP	DENOTES CP DIMENSIONS, -MINIMUM CP VALUE MUST BE WITHIN THE DIMENSIONAL LIMITATIONS SHOWN ON DRAWING AND INITIALLY LOCATED TO ALLOW FOR MAXIMUM TOOL LIFE		
COPIES TO	MATL SPEC		
1 9 18	FINISH		
2 10 19			
3 12 20			
4 13 21	DRW	DATE	SCALE
5 14 23	FYUE	01/30/13	1:1
6 15 33	CHK	DATE	SUPER DR
7 16 43	APPD	DATE	FINSH GOOD WT
8 17 53	GRAMS/PIECE		
TOLERANCES UNLESS OTHERWISE SPECIFIED (REF. ISO 2768-mK)			
DIMENSION	0.5 - 3	3 - 6	6 - 30
TOLERANCE	+0.1	+0.1	+0.3
3RD ANGLE PROJECTION			
TITLE		HOLDER - MEGA	
W/O NUTS, COVER ALL OPEN			
Littelfuse		REVISION	DRWG. NO.
DES PLAINES, ILLINOIS 60016		C	OL-02981039ZXT
		OUTLINE	

METRIC
ASSEMBLY

CAD GENERATED DRAWING - NO PENCIL CHANGES ALLOWED