

# Dc Disconnect Switch

## LS6R0400 SERIES

1500 V Dc • 400 A

REACH EAC CE IEC UL RoHS



Type CB  
Dc Ungrounded



Type 4D  
Dc Grounded with handle attached



### Description

The Littelfuse LS6R dc series is an energy-efficient, compact disconnect switch that quickly breaks or resumes the flow of current safely to prevent shock hazards when trying to isolate circuits or repair systems.

### Features/Benefits

- The patented operation system minimizes damage caused by arcs upon disconnection to increase product reliability and longevity
- Streamline design eliminates the need for external bridging links (jumpers) to lower heat dissipation for increased energy efficiency, decreased installation and maintenance time, and reduced footprint for added design flexibility
- High-level disconnection insulation provides a barrier to stop conduction when switch is in off position for added safety
- The self-cleaning blade contacts eliminate performance degradation (from increased electrical resistance over time) to ensure consistent behavior across the product's lifespan
- The internally-located "sandwich-type" 2-contact symmetrical design mitigates the electromagnetic force of repulsion to offer enhanced functionality in short-circuit conditions
- Meets UL 94 flammability requirements with self-extinguishing/non-flammable materials to prevent fires

### Applications

- Solar/PV systems: combiner boxes, recombiner boxes and inverters
- Energy storage systems: disconnection of batteries, containerized batteries
- Oil & gas: dc drives
- Railway: earthing switches and battery disconnection
- UPS: switching and isolation of batteries
- Electrical vehicle chargers

### Specifications

#### UL 98B Standards

<b>Total Voltage Rating</b>	1500 V dc
<b>Amperage Rating</b>	400 A
<b>SCCR Rating</b>	10 kA
<b>Ambient Temperature</b>	-30 to 50 °C (-22 to 122 °F)

#### IEC 60947-3 Standards

<b>Insulation Voltage Rating Ui</b>	1500 V dc
<b>Impulse Withstand Voltage</b>	

<b>Rating Uimp</b>	12 kV
<b>Operational Current</b>	
<b>DC21B Rating</b>	400 A/1500 V dc

#### Other Characteristics

<b>Power Losses at 400 A</b>	10.58 watts
<b>Maximum Busbar</b>	
<b>Connection Range</b>	2 bars x 4 mm (.16") H x 32 mm (1.26") L
<b>Number of Circuits/Switches</b>	1
<b>Mechanical Operations</b>	8,000
<b>Tightening Torque</b>	212 lbf-in (24 N·m)
<b>Material</b>	Plastic housing Silver-plated copper terminals
<b>Base Mounting</b>	Screws
<b>Flammability Rating</b>	UL 94 V-0
<b>Approvals</b>	UL 98B & UL 94 UL Guide WHVA UL Listed E511898 NEC Article 690 for PV systems IEC-60947-3 CE EAC

<b>Environmental</b>	RoHS compliant REACH
<b>Country of Origin</b>	Spain

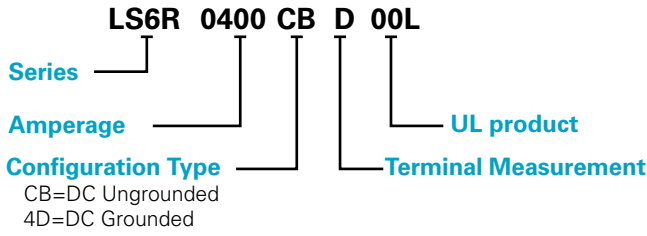
### Recommended Accessories

- **Panel Handle with Shaft LDSSA11**  
For closed panel door access
- **Direct Handle LDSS11**  
For open panel door access
- **Auxiliary Contact LD5LAU01**  
Remotely indicates switch position

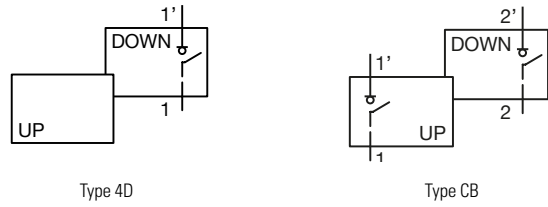
# Dc Disconnect Switch

## LS6R0400 SERIES

### Part Numbering System



### Configuration

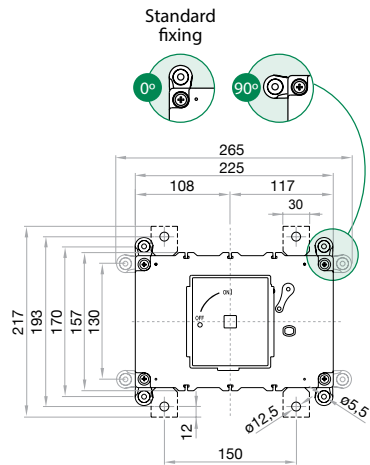


### Ordering Information

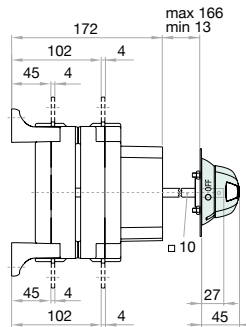
DC DISCONNECT SWITCH					
PART NUMBER	VOLTAGE	AMPERAGE	INSTALLATION	CONFIGURATION	SINGLE UNIT WEIGHT
LS6R04004DD00L	1500 V dc	400 A	Grounded	Type 4D	4.5 kg
LS6R0400CBD00L	1500 V dc	400 A	Ungrounded	Type CB	4.5 kg

### Dimensions Millimeters

#### Dc Disconnect Switch

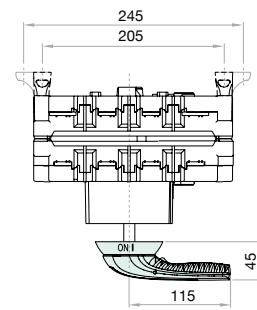


#### Switch - Side View



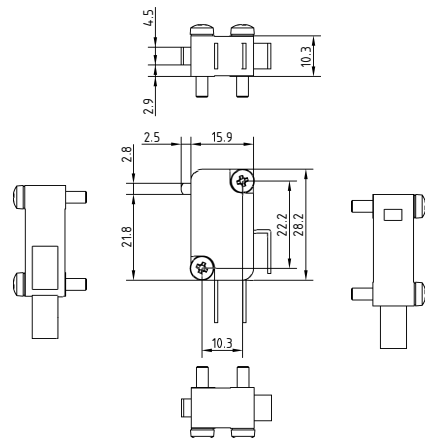
#### Panel Handle with Shaft

LDSSA11



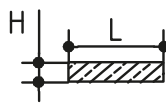
#### Auxiliary Contact

LD5AU01



#### Busbar

COPPER BUSBAR H MAX (CU)		COPPER BUSBAR L MAX (CU)			COPPER BUSBAR M (TERMINAL TORQUE) (+5 %   -10 %)	
MM	INCH	MM	INCH		N•M	LB.INCH
4	5/32	32	1¼	M12	24	212



**Disclaimer Notice** – Information furnished is believed to be accurate and reliable. However, users should independently evaluate the suitability of and test each product selected for their own applications. Littelfuse products are not designed for, and may not be used in, all applications. Read complete Disclaimer Notice at [www.littelfuse.com/product-disclaimer](http://www.littelfuse.com/product-disclaimer).