

Specification Status: Released
Operating Conditions at 20°C:

 Maximum Continuous Operating Voltage (V_{mco}): 60V_{dc}
 Maximum Interrupt Current (I_{int}): 3A_{rms}
Fault Ratings at 20°C:


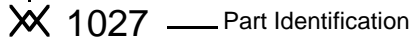
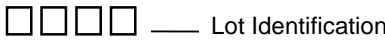
 Maximum Limited Duration Voltage (V_{ldf}): 600 V_{rms}
 Maximum Limited Duration Current (I_{ldf}): 40A

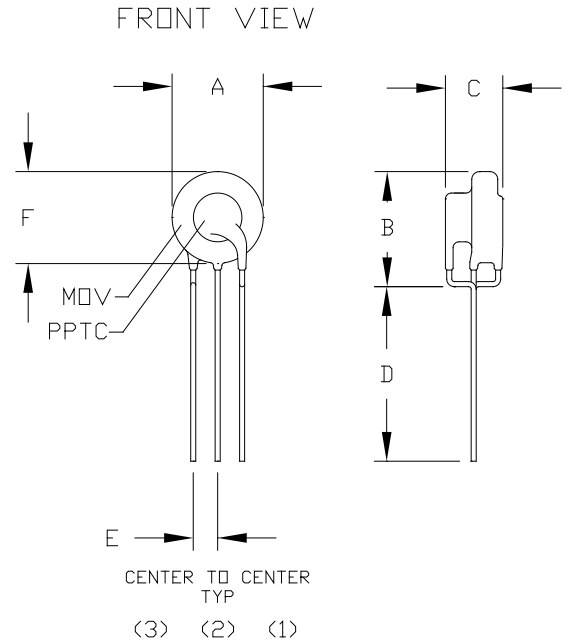
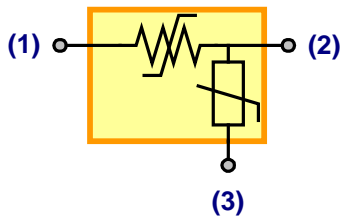
Insulating Material: Cured, Flame Retardant Epoxy Polymer
 (meeting UL94 V-0 requirements)

Lead Material:

22 AWG Sn- Plated Copper (0.65 mm [0.026"] nominal diameter)

Marking (on back):

 Manufacturer's Mark
 Part Identification
 Lot Identification


Electrical Schematic:

TABLE I. DIMENSIONS:

	A		B		C		D		E	F	
	MIN	MAX	MIN	MAX	MIN	MAX	MIN	MAX	NOM	MIN	MAX
mm:	--	12.0	--	15.0	--	6.6	6.0	--	2.5	--	12.0
in.*	--	(0.47)		(0.59)		(0.26)	(0.24)		(0.10)		(0.47)

*Rounded off approximation



Expertise Applied | Answers Delivered

2Pro™ Device Series

PRODUCT: TM2P-10271

DOCUMENT: SCD26449
REV LETTER: J
REV DATE: JULY 26, 2016
PAGE NO.: 2 OF 2

Intended Use: Communications and Signaling Circuits.

TABLE II. PPTC-SECTION (terminals 1-2) PERFORMANCE RATINGS @ 20°C:

HOLD CURRENT (A)	TRIP CURRENT (A)	RESISTANCE (Ω)†			TIME TO TRIP† (s) @ 1A	
		R MIN	R MAX	R ₁ MAX*	TYP	MAX
0.15	0.30	6.5	14.0	16.0	0.9	3

*Maximum device resistance at 20°C measured 1 hour post trip.

† Corresponds to operations below varistor switch voltage.

TABLE III. MOV-SECTION (terminals 2-3) PERFORMANCE RATINGS @ 20°C:

VARISTOR VOLTAGE V @ 1mA		DC RESISTANCE @ 100V	MAXIMUM CLAMPING VOLTAGE @ 25A	RATED WATTAGE
DC (V)	Tolerance	(MΩ)	(V)	(W)
260	+14% / -7%	>10	455	0.25

TABLE IV. LIGHTNING WITHSTAND FOR THE ASSEMBLY (TERMINALS 1-3) @ 20°C:

Parameter	VOLTAGE – Open Circuit		CURRENT – Short Circuit		Repetitions
	Voltage (V)	Waveform (μs)	Current (A)	Waveform (μs)	
TIA-968 Lightning Type A Metallic	800	10 x 560	100	10 x 560	1 ea. Polarity
TIA-968 Lightning Type A Longitudinal	1500	10 x 160	200	10 x 160	1 ea. Polarity
TIA-968 Lightning Type B Metallic	1000	9 x 720	25	5 x 320	1 ea. Polarity
TIA-968 Lightning Type B Longitudinal	1500	9 x 720	37.5	5 x 320	1 ea. Polarity
ITU-T K.20/K.21	1500	10 x 700	37.5	5 x 310	5 ea. Polarity

TABLE V. APPLICABLE PART DESCRIPTIONS:

PART DESCRIPTION	PCN # (INTERNAL USE ONLY)	PACKAGING TYPE	NOTES
TM2P-10271	RF0378-000	Bulk	N/A
TM2P-10271-2	RF0504-000	Tape and Reel	Dim. D not applicable

Agency Recognitions: N/A
Reference Documents: PS300 for PPTC section
Precedence: This specification takes precedence over documents referenced herein.
Effectivity: Reference documents shall be the issue in effect on the date of invitation for bid.
CAUTION: Operation beyond the rated voltage or current may result in rupture, electrical arcing or flame.

Materials Information

ROHS Compliant

ELV Compliant

Pb-Free

Directive 2002/95/EC Compliant

Directive 2000/53/EC Compliant



Littelfuse products are not designed for, and shall not be used for, any purpose (including, without limitation, automotive, military, aerospace, medical, life-saving, life-sustaining, nuclear facility applications, devices intended for surgical implant into the body, or any other application in which the failure or lack of desired operation of the product may result in personal injury, death, or property damage) other than those expressly set forth in applicable Littelfuse product documentation. Warranties granted by Littelfuse shall be deemed void for products used for any purpose not expressly set forth in applicable Littelfuse documentation. Littelfuse shall not be liable for any claims or damages arising out of products used in applications not expressly intended by Littelfuse as set forth in applicable Littelfuse documentation. The sale and use of Littelfuse products is subject to Littelfuse Terms and Conditions of Sale, unless otherwise agreed by Littelfuse.