

Specification Status: Released

Operating Conditions at 20°C:

Maximum Continuous Operating Voltage (V_{mco}): 240V_{ac}

Fault Ratings at 20°C:

Maximum Limited Duration Voltage (V_{ldf}): 415V_{rms}

Maximum Limited Duration Current (I_{ldf}): 40A

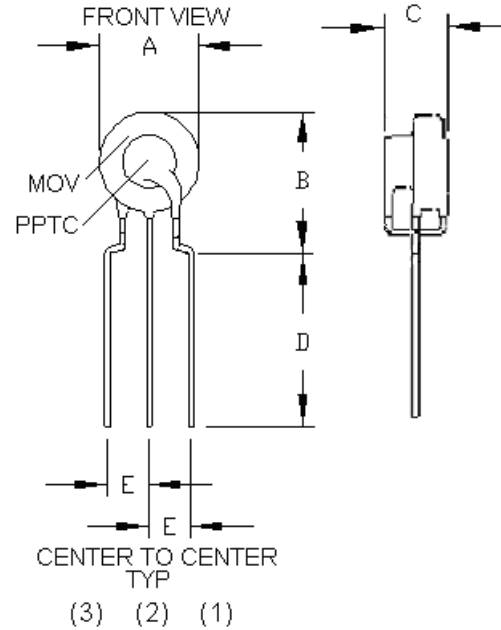
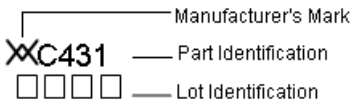
Insulating Material:

Cured, Flame Retardant Epoxy Polymer (meeting UL94 V-0 requirements)

Lead Material:

22 AWG Sn-Plated Copper (0.64 mm [0.025"] nominal diameter)

Marking (on MOV side):



Electrical Schematic:

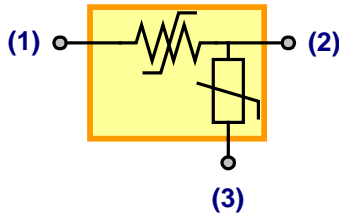


TABLE I. DIMENSIONS:

	A		B		C		D		E
	MIN	MAX	MIN	MAX	MIN	MAX	MIN	MAX	NOM
mm:	--	12.0	--	17.0	--	7.4	8.5	11.5	5.1
in.*	--	(0.47)	--	(0.67)	--	(0.29)	(0.34)	(0.45)	(0.20)

*Rounded off approximation

TABLE II. PPTC-SECTION (TERMINALS 1-2) PERFORMANCE RATINGS @ 20°C:

HOLD CURRENT (A)	TRIP CURRENT (A)	RESISTANCE (Ω)†			TIME TO TRIP† (s) @ 1A	
		R MIN	R MAX	R ₁ MAX*	TYP	MAX
0.15	0.30	6.5	14.0	16.0	0.9	3

*Maximum device resistance at 20°C measured 1 hour post trip.

† Corresponds to operations below varistor switch voltage.

TABLE III. MOV-SECTION (TERMINALS 2-3) PERFORMANCE RATINGS @ 20°C:

VARISTOR VOLTAGE @ 1mA		DC RESISTANCE @ 100V	MAXIMUM CLAMPING VOLTAGE @ 25A	RATED WATTAGE
DC (V)	TOLERANCE	(MΩ)	(V)	(W)
430	± 10 %	>10	710	0.25

TABLE IV. SURGE IMMUNITY FOR THE ASSEMBLY (TERMINALS 1-3) @ 20°C:

Parameter	VOLTAGE – Open Circuit		CURRENT – Short Circuit		Repetitions
	Voltage (V)	Waveform (μs)	Current (A)	Waveform (μs)	
IEC / EN 61000-4-5	2000	1.2 x 50	1000	8 x 20	5 ea. Polarity

TABLE V. APPLICABLE PART DESCRIPTIONS:

PART DESCRIPTION	PACKAGING	NOTES
LVM2P-015R10431	Bulk	N/A

 Agency Recognitions:
 Reference Documents:
 Precedence:
 Effectivity:
 CAUTION:

 N/A
 PS300 for PPTC section
 This specification takes precedence over documents referenced herein.
 Reference documents shall be the issue in effect on the date of invitation for bid.
 Operation beyond the rated voltage or current may result in rupture, electrical arcing or flame.

Materials Information

ROHS Compliant

 Directive 2002/95/EC
 Compliant

ELV Compliant

 Directive 2000/53/EC
 Compliant

Pb-Free


Littelfuse products are not designed for, and shall not be used for, any purpose (including, without limitation, automotive, military, aerospace, medical, life-saving, life-sustaining, nuclear facility applications, devices intended for surgical implant into the body, or any other application in which the failure or lack of desired operation of the product may result in personal injury, death, or property damage) other than those expressly set forth in applicable Littelfuse product documentation. Warranties granted by Littelfuse shall be deemed void for products used for any purpose not expressly set forth in applicable Littelfuse documentation. Littelfuse shall not be liable for any claims or damages arising out of products used in applications not expressly intended by Littelfuse as set forth in applicable Littelfuse documentation. The sale and use of Littelfuse products is subject to Littelfuse Terms and Conditions of Sale, unless otherwise agreed by Littelfuse.