

SC3530-01LTG

7V, 0.3pF, 22kV, SOD523, Unidirectional TVS, Ultra Low Capacitance ESD protection



Note: This package image is for example and reference only. For detail package drawing, please refer to the package section in this datasheet.

Web Resources

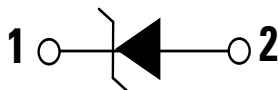


Download ECAD models, order samples, and find technical resources at www.littelfuse.com

Pinout



Functional Block Diagram



Description

The SC3530-01LTG provides ultra-low capacitance, unidirectional and a high level of protection for electronic equipment that may experience destructive electrostatic discharges (ESD). The typical capacitance of 0.3pF@3GHz helps ensure excellent signal integrity on the most challenging consumer electronics interfaces, such as V-By-One®, HDMI, USB3.0, USB2.0, and IEEE1394.

It can safely absorb repetitive ESD strikes at $\pm 22\text{kV}$ (contact discharge, IEC 61000-4-2) without performance degradation and safely dissipate 2.5A of 8/20 μs surge current (IEC 61000-4-5 2nd edition).

Features & Benefits

- ESD, IEC 61000-4-2, $\pm 22\text{kV}$ contact/air
- EFT, IEC 61000-4-4, 40A (5/50ns)
- Maximum surge tolerance, IEC 61000-4-5, 2nd Edition, 2.5A (8/20 μs)
- Ultra low capacitance of 0.3pF@3GHz(TYP@V_R=0V)
- Low leakage current of 100nA (TYP) at 7.0V
- Halogen-free, lead-free and RoHS compliant
- Moisture Sensitivity Level (MSL-1)

Applications

- DisplayPort™
- HDMI 2.0, 1.4a, 1.3
- LVDS interfaces
- Tablet PC and external storage with high speed interfaces
- Ultra-high speed data lines
- USB 3.1, 3.0, 2.0
- V-by-One®

Life Support Note:

Not Intended for Use in Life Support or Life Saving Applications
The products shown herein are not designed for use in life sustaining or life saving applications unless otherwise expressly indicated.

SC3530-01LTG

7V, 0.3pF, 22kV, SOD523, Unidirectional TVS, Ultra Low Capacitance ESD protection

Absolute Maximum Ratings

Symbol	Parameter	Value	Units
I_{PP}	Peak Current ($t_p=8/20\mu s$)	2.5	A
T_{OP}	Operating Temperature	-40 to 125	°C
T_{STOR}	Storage Temperature	-55 to 150	°C

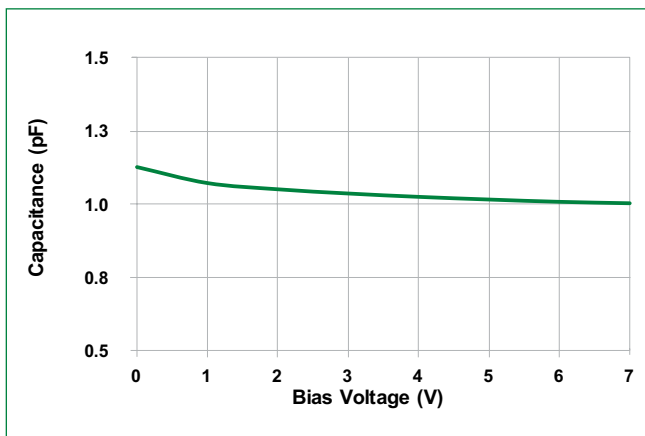
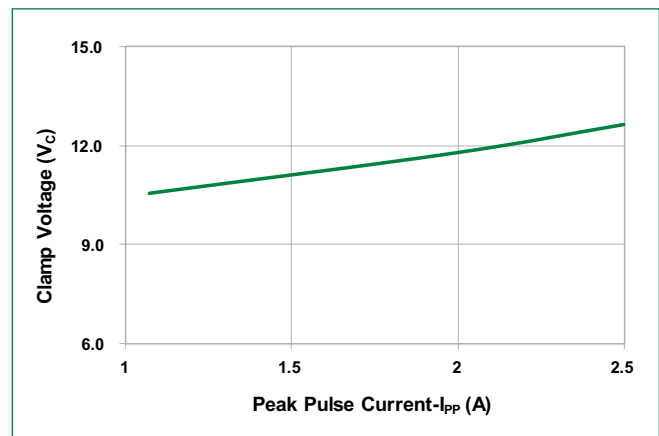
Caution: Stresses above those listed in "Absolute Maximum Ratings" may cause permanent damage to the component. This is a stress only rating and operation of the component at these or any other conditions above those indicated in the operational sections of this specification is not implied.

Electrical Characteristics ($T_{OP}=25^\circ C$)

Parameter	Symbol	Test Conditions	Min	Typ	Max	Units
Reverse Standoff Voltage	V_{RWM}				7	V
Breakdown Voltage	V_{BR}	$I_R=1mA$		8.2		V
Reverse Leakage Current	I_{LEAK}	$V_R=7V$		0.1	1	μA
Clamp Voltage ¹	V_C	$I_{PP}=1A, t_p=8/20\mu s, I/O$ to GND		10.5		V
		$I_{PP}=2.5A, t_p=8/20\mu s, I/O$ to GND		12.8		V
Dynamic Resistance ²	R_{DYN}	TLP, $t_p=100ns, I/O$ to GND		0.64		Ω
ESD Withstand Voltage ^{1,3}	V_{ESD}	IEC 61000-4-2 (Contact Discharge)	± 22			kV
		IEC 61000-4-2 (Air Discharge)	± 22			kV
Diode Capacitance ¹	C_{IO-GND}	Reverse Bias=0V, $f=1MHz, I/O$ to GND		1.0		pF

Note:

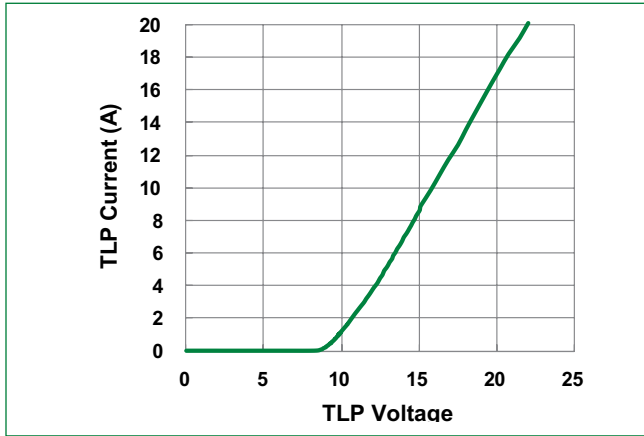
- Parameter is guaranteed by design and/or component characterization.
- Transmission Line Pulse (TLP) with 100ns width, 0.2ns rise time, and average window $t_1=70ns$ to $t_2=90ns$
- Device stressed with ten non-repetitive ESD pulses.

Capacitance vs. Reverse Bias**Clamping Voltage vs I_{PP}** 

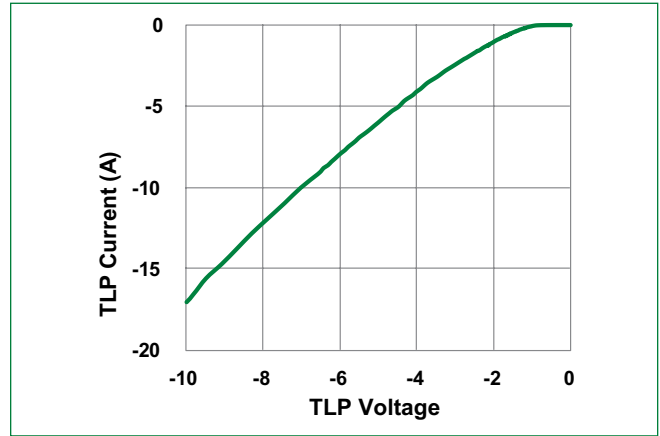
SC3530-01LTG

7V, 0.3pF, 22kV, SOD523, Unidirectional TVS, Ultra Low Capacitance ESD protection

Positive Transmission Line Pulsing (TLP) Plot



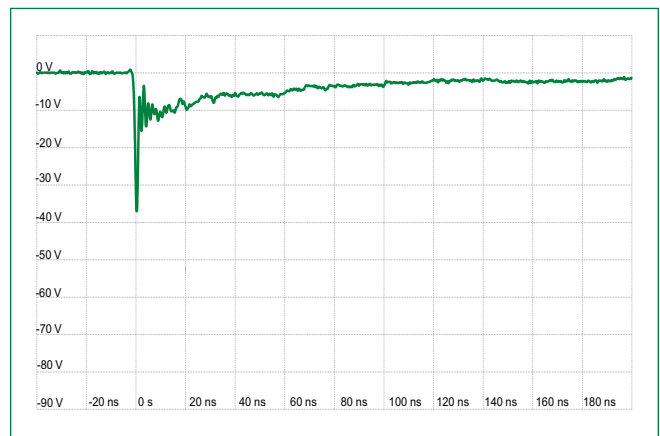
Negative Transmission Line Pulsing (TLP) Plot



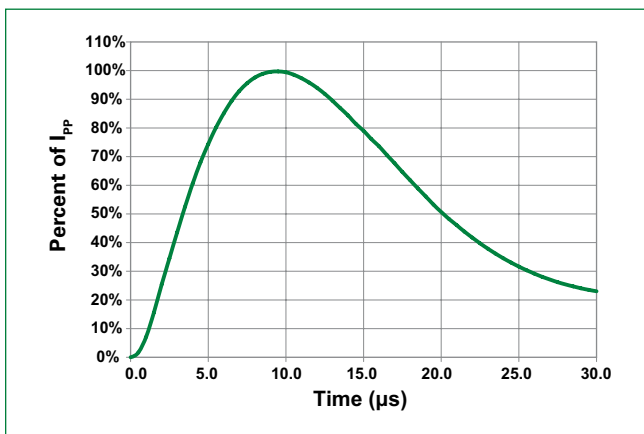
IEC 61000-4-2 +8 kV Contact ESD Clamping Voltage



IEC 61000-4-2 -8 kV Contact ESD Clamping Voltage



8/20µs Pulse Waveform

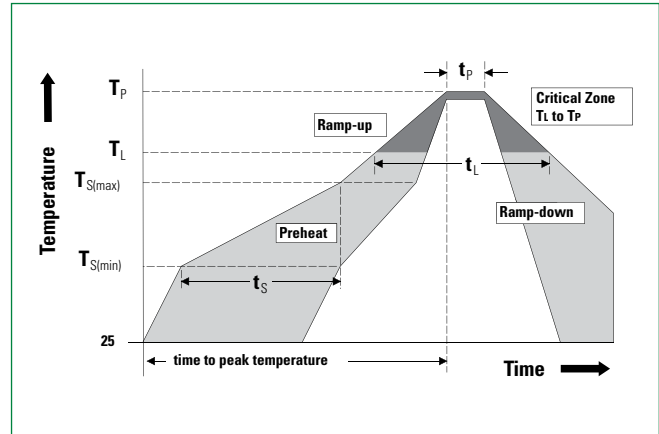


SC3530-01LTG

7V, 0.3pF, 22kV, SOD523, Unidirectional TVS, Ultra Low Capacitance ESD protection

Soldering Parameters

Reflow Condition		Pb – Free assembly
Pre Heat	- Temperature Min ($T_{s(min)}$)	150°C
	- Temperature Max ($T_{s(max)}$)	200°C
	- Time (min to max) (t_s)	60 – 120 secs
Average ramp up rate (Liquidus) Temp (T_L) to peak		3°C/second max
$T_{s(max)}$ to T_L - Ramp-up Rate		3°C/second max
Reflow	- Temperature (T_L) (Liquidus)	217°C
	- Temperature (t_L)	60 – 150 seconds
Peak Temperature (T_p)		260 ^{+0/-5} °C
Time within 5°C of actual peak Temperature (t_p)		30 seconds
Ramp-down Rate		6°C/second max
Time 25°C to peak Temperature (T_p)		8 minutes Max.
Do not exceed		260°C



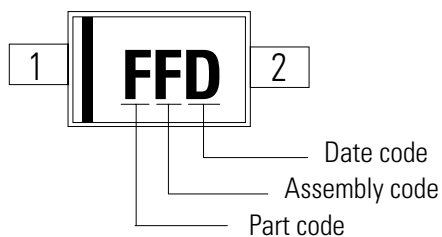
Ordering Information

Part Number	Package	Min. Order Qty.
SC3530-01LTG	SOD523	5,000

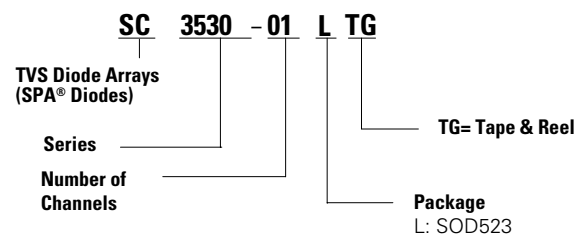
Product Characteristics

Lead Plating	Matte Tin
Lead material	Copper Alloy
Lead Coplanarity	0.0004 inches (0.102mm)
Substrate Material	Silicon
Body Material	Molded Compound
Flammability	UL Recognized compound meeting flammability rating V-0

Part Marking System

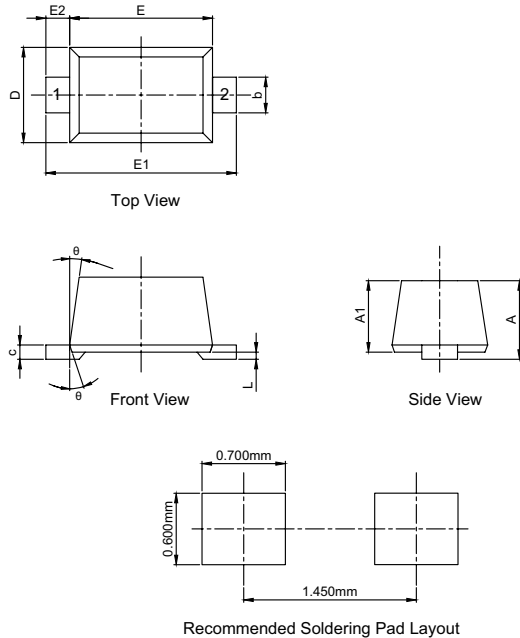


Part Numbering System

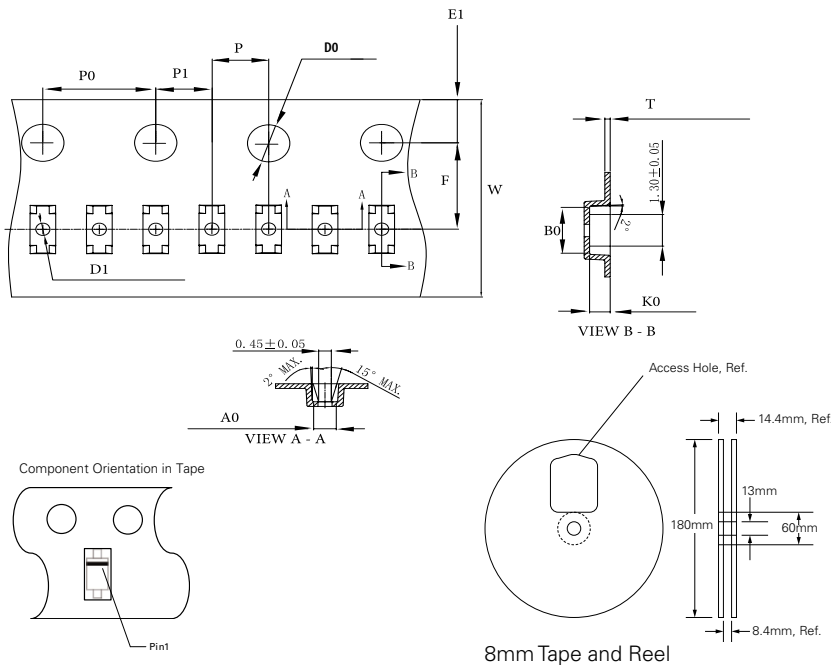


SC3530-01LTG

7V, 0.3pF, 22kV, SOD523, Unidirectional TVS, Ultra Low Capacitance ESD protection

Package Dimensions — SOD523

Symbol	Millimeters		Inches	
	Min	Max	Min	Max
A	0.51	0.77	0.020	0.030
A1	0.50	0.70	0.020	0.028
b	0.25	0.35	0.010	0.014
c	0.08	0.15	0.003	0.006
D	0.70	0.90	0.028	0.035
E	1.10	1.30	0.043	0.051
E1	1.50	1.70	0.059	0.067
E2	0.20 REF		0.001 REF	
L	0.00	0.07	0.000	0.003
θ	7° REF		7° REF	

Embossed Carrier Tape & Reel Specification — SOD523

Symbol	Millimeters
A0	0.85min/1.01max
B0	1.91+/-0.08
W	8.0+0.3/-0.10
D0	1.50+0.10
D1	ø1.00min/ø1.25max
E1	1.75+/-0.10
F	3.50+/-0.05
P0	4.00+/-0.10
P1	2.00+/-0.05
P	2.00+/-0.05
K0	0.68min/0.78max
T	0.254+/-0.13

Product Disclaimer: Littelfuse products are not designed for, and shall not be used for, any purpose (including, without limitation, automotive, military, aerospace, medical, life-saving, life-sustaining or nuclear facility applications, devices intended for surgical implant into the body, or any other application in which the failure or lack of desired operation of the product may result in personal injury, death, or property damage) other than those expressly set forth in applicable Littelfuse product documentation. Warranties granted by Littelfuse shall be deemed void for products used for any purpose not expressly set forth in applicable Littelfuse documentation. Littelfuse shall not be liable for any claims or damages arising out of products used in applications not expressly intended by Littelfuse as set forth in applicable Littelfuse documentation. The sale and use of Littelfuse products is subject to Littelfuse Terms and Conditions of Sale, unless otherwise agreed by Littelfuse. "Littelfuse" includes Littelfuse, Inc., and all of its affiliate entities. <http://www.littelfuse.com/disclaimer-electronics>.