

# MLSM-4 15.2mm Surface Mount Reed Switch



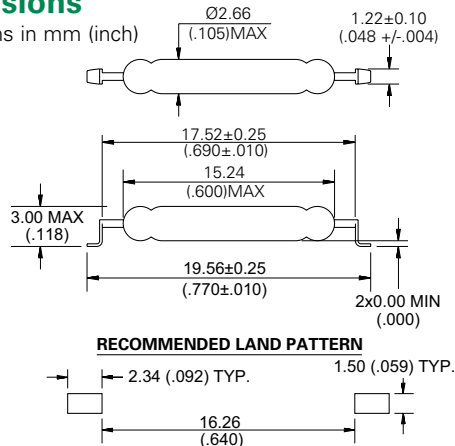
## Agency Approvals

Agency	Agency File Number	Ampere-Turns Range
	E47258 E471070	17-38 AT

**Note:** Contact Littelfuse for specific agency approval ratings.

## Dimensions

Dimensions in mm (inch)



**Note:** Land pattern is Littelfuse recommendation only. User is responsible for proper PCB design.

## Electrical Ratings

Contact Rating <sup>1</sup>		W/VA - max.	20
Voltage <sup>3</sup>	Switching <sup>2</sup>	Vdc - max.	200
	Breakdown <sup>4</sup>	Vac - max.	140
		Vdc - min.	250
Current <sup>3</sup>	Switching <sup>2</sup>	Adc - max.	1.0
	Carry	Aac - max.	0.7
		Adc - max.	1.0
Resistance	Contact, Initial Insulation	Ω - max.	0.10
		Ω - min.	10 <sup>10</sup>
Capacitance	Contact	pF - typ.	0.4
Temperature	Operating Storage <sup>5</sup>	°C	-40 to +125
		°C	-65 to +125

**Notes:**

- Contact rating - Product of the switching voltage and current should never exceed the wattage rating. Contact Littelfuse for additional load/life information.
- When switching inductive and/or capacitive loads, the effects of transient voltages and/or currents should be considered. Refer to Application Notes AN108A and AN107 for details.
- Electrical Load Life Expectancy - Contact Littelfuse with voltage, current values along with type of load.
- Breakdown Voltage - per MIL-STD-202, Method 301.
- Storage Temperature - Long time exposure at elevated temperature may degrade solderability of the leads.

## Description

The MLSM-4 Reed Switch is a miniature, surface mounting, normally open switch with a 15.24mm long x 2.66mm diameter (0.600" x 0.105") glass envelope. It is capable of switching 200Vdc at 20W with close differential (CD) characteristics.

This reed switch is the surface mount version of the MLRR-4. It has high insulation resistance of 10<sup>10</sup> ohms minimum and contact resistance less than 100 milli-ohms. It can handle lamp loads up to 2W @ 14V with no suppression circuitry.

## Features

- Surface mount, normally open switch
- Capable of switching 200Vdc or 1A at up to 20W
- Available sensitivity 17-38 AT
- Close differential AT between the PI and DO value.
- Capable of switching small Incandescent lamp loads

## Benefits

- Hermetically sealed switch contacts are not affected by and have no effect on their external environment
- Excellent for switching microcontroller logic level loads
- Zero operating power required for contact closure

## Applications

- Position Sensing
- Level sensing
- Security
- Office Equipment
- Light inductive loads
- Lamp Loads up to 2W @ 14V

## Switch Type

Contact Form	A (SPST-NO)
Materials	Body: Glass Leads: Tin-plated Ni-Fe wire

**Note:** SPST-NO = Single-pole, single-throw, normally open

# MLSM-4 15.2mm Surface Mount Reed Switch

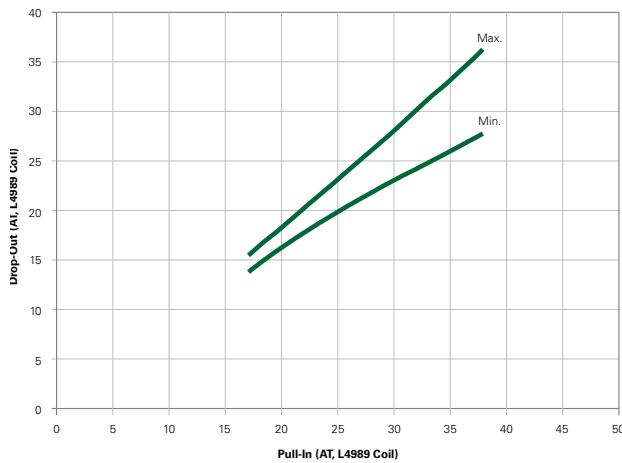
## Product Characteristics

Operating Characteristics		
Operate Time <sup>1</sup>		0.7ms - max.
Release Time <sup>1</sup>		0.2ms - max.
Shock <sup>2</sup>	11ms 1/2 sine wave	100G - max.
Vibration <sup>2</sup>	50-2000 Hertz	30G - max.
Resonant Frequency		6.0kHz - typ.
Magnetic Characteristics		
Pull-In Range <sup>3</sup>	Ampere Turns	17-38
Rating Sensitivity <sup>4</sup>	Ampere Turns	20
Test Coil		L4989

### Notes:

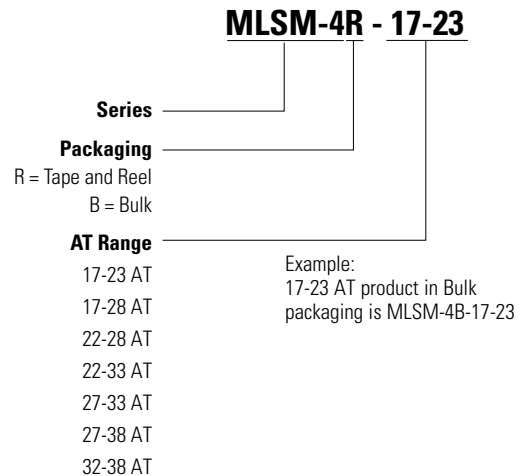
- Operate (including bounce)/Release Time - per EIA/NARM RS-421-A, diode suppressed coil (Coil II).
- Shock and Vibration - per EIA/NARM RS-421-A and MIL-STD-202.
- Pull-In Range - Contact Littelfuse for narrower AT ranges available. These AT values are the before modification AT of the MLRR-4.
- Rating Sensitivity - The value at which contact ratings and operating characteristics are determined. Derating may be required below this value.

## Drop-Out vs. Pull-In Chart



**Note:** Chart represents the range of Drop-Out, min to max, for a given Pull-in value of the MLRR-4 prior to modification into the MLSM-4.

## Part Numbering System



**Note:** These AT values are the before-modification values of the bare reed switch.

## Packaging

Packaging Option	Packaging Specification	Quantity	Quantity and Packaging Code	Taping Width
Tape and Reel	EIA-RS-481-1	3000	R	32mm
Bulk	N/A	200	B	N/A

