


59630 Sensor with Integral Float Actuator

RoHS



Description

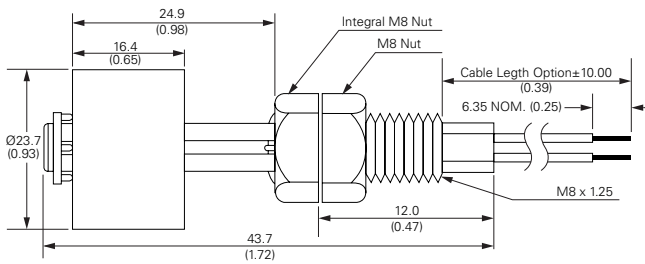
The 59630 is a reed level sensor with integral float actuator and an M8 x 1.25mm pitch thread with a choice of normally open, normally open high voltage, normally closed or change over contacts. It is capable of switching up to 265Vac/300Vdc at 10VA. It is ideally suited to liquid and air conditioning condensate and industrial process control applications.

Features

- Sensor with integral blown polypropylene float, with integral magnet
- Sensor operates when float rises from end stop position
- Choice of contacts
- Choice of connector and cable length options
- RoHS Compliant

Dimensions

Dimensions in mm (inch)



Benefits

- Hermetically sealed, magnetically operated contacts continue to operate long after optical and other technologies fail due to contamination
- No standby power required
- Simple installation with M8 thread and nut

Applications

- Liquid level control
- Air conditioning systems
- Industrial Process Control

| Schematics | Switch Type |
|----------------------|-------------|
| Red Red | 1 and 2 |
| Red Blue White | 3 |
| Red Red | 4 |

59630 Sensor with Integral Float Actuator

Electrical Ratings

| Contact Type | | | Normally Open | Normally Open High Voltage | Change Over | Normally Closed |
|-----------------------------|-----------------------------|-----------------|------------------|----------------------------|-----------------|------------------|
| Switch Type | | | 1 | 2 | 3 | 4 |
| Contact Rating ¹ | | VA/Watt - max. | 10 | 10 | 5 | 10 |
| Voltage ⁴ | Switching ² | Vdc - max. | 200 | 300 | 175 | 200 |
| | Breakdown ³ | Vac - max. | 140 | 265 | 120 | 120 |
| | | Vdc - min. | 250 | 400 | 200 | 250 |
| Current ⁴ | Switching ² | Adc - max. | 0.5 | 0.4 | 0.25 | 0.5 |
| | Carry | Aac - max. | 0.35 | 0.30 | 0.18 | 0.18 |
| | | Adc - max. | 1.2 | 1.4 | 1.5 | 1.2 |
| Resistance ⁵ | Contact, Initial Insulation | Ω - max. | 0.2 | 0.2 | 0.2 | 0.2 |
| | | Ω - min. | 10 ¹⁰ | 10 ¹⁰ | 10 ⁹ | 10 ¹⁰ |
| Capacitance | Contact | pF - typ. | 0.3 | 0.2 | 0.3 | 0.3 |
| Temperature | Operating | °C | -40 to +105 | -20 to +105 | -40 to +105 | -40 to +105 |

Product Characteristics

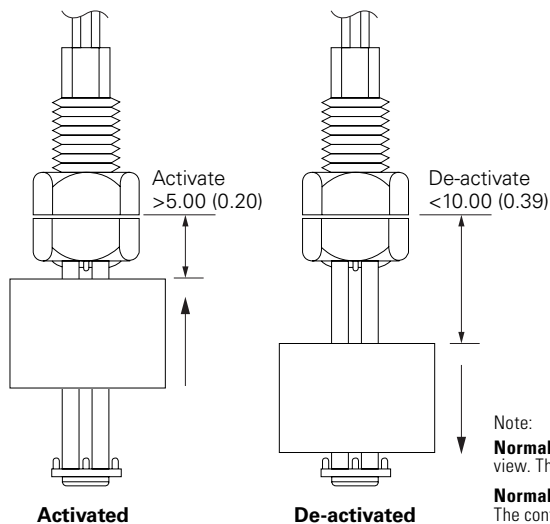
| | | | | | | |
|---------------------------|-------------|-----------|-----|-----|-----|-----|
| Operate Time ⁶ | | ms - max. | 1.0 | 1.0 | 3.0 | 3.0 |
| Release Time ⁶ | | ms - max. | 1.0 | 1.0 | 3.0 | 3.0 |
| Shock ⁷ | 11ms ½ sine | G - max. | 100 | 100 | 50 | 50 |
| Vibration ⁷ | 50-2000 Hz | G - max. | 30 | 30 | 30 | 30 |

Notes:

- Contact rating - Product of the switching voltage and current should never exceed the wattage rating. Contact Littelfuse for additional load/life information.
- When switching inductive and/or capacitive loads, the effects of transient voltages and/or currents should be considered. Refer to Application Notes AN108A and AN107 for details.
- Breakdown Voltage - per MIL-STD-202, Method 301.
- Electrical Load Life Expectancy - Contact Littelfuse with voltage, current values along with type of load.
- This resistance value is for 300mm wire length. Resistance varies based on wire length.
- Operate (including bounce)/Release Time - per EIA/NARM RS-421-A, diode suppressed coil (Coil II).
- Shock and Vibration - per EIA/NARM RS-421-A and MIL-STD-202.
- For custom modifications to the wire length or size, or adding a special connector, please contact Littelfuse.

Activation

Using sensor with float magnet orientated is illustrated



Note:

Normally Open: contacts are open when float is down as shown in the De-activate view. The contacts close when float is in upward position as shown on the left view.


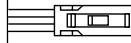

Normally Closed: Contacts are closed when the float is in the down position. The contacts open when float is in the upward position as shown in the left view.

59630 Sensor with Integral Float Actuator

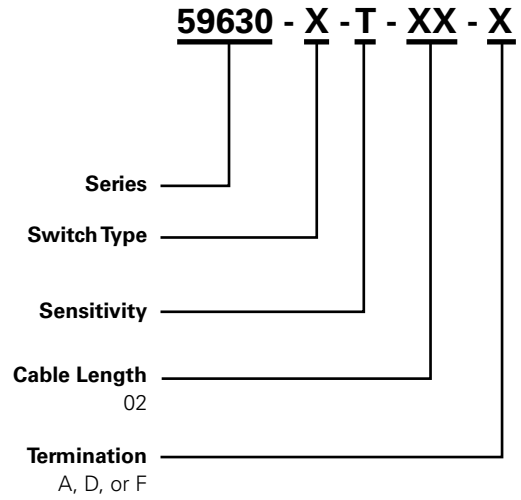
Cable Length Specification

| Cable Type: 24 AWG 7/32 PVC 105°C UL1430/UL1569 | |
|---|---------------------------|
| Select Option | Cable Length mm (inch) |
| 02 | 300 (11.81) |

Termination Specification

| Termination Options | | |
|---------------------|--|---|
| Select Option | Description (Two-wire versions illustrated) | |
| A | Tinned leads (6.4±0.76)mm |  |
| D | AMP MTE Connector 2.5mm pitch, 104257-1 |  |
| F | Untinned leads (6.4±0.76)mm |  |

Part Numbering System



Packaging

| Packaging Option | Packaging Specification | Quantity | Quantity & Packaging Code | Taping Width |
|------------------|-------------------------|----------|---------------------------|--------------|
| Bulk | Bulk | 500 | N/A | N/A |