


776 Series Fuse, Lead-free 3.6×10 mm, Fast-Acting Fuse



**Description**

Single Pigtail Axial Lead 3.6 ×10mm Fast-Acting Fuse

**Features**

- Fast-Acting, ceramic body fuse in a compact package
- Single Pigtail Axial Lead format
- Designed to meet IEC 60127-7
- Lead-free, RoHS compliant

**Applications**

- Lighting
- Power adapters
- Power supply

**Agency Approvals**

Agency	Agency File Number	Ampere Range
	E10480	2.12A
	R 50294363	2.12A
	CQC14012116342	2.12A

**Electrical Characteristics**

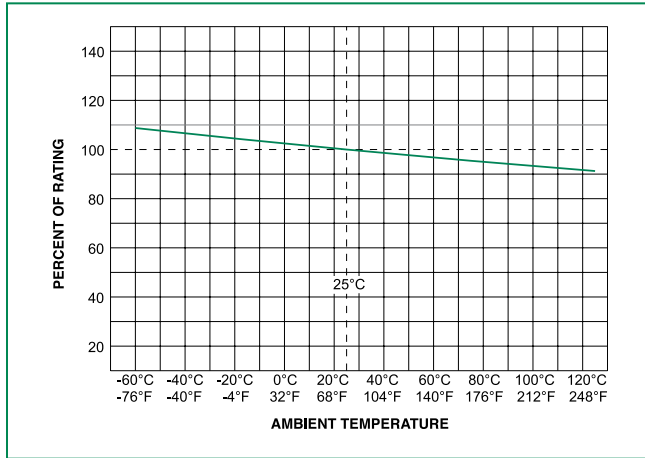
% of Ampere Rating	Opening Time
150%	60 minutes, Minimum
210%	30 minutes, Maximum
275%	10 ms., Min.; 3 sec. Max.
400%	3 ms., Min.; 300 ms. Max.
1000%	20 ms. Max.

**Electrical Characteristics**

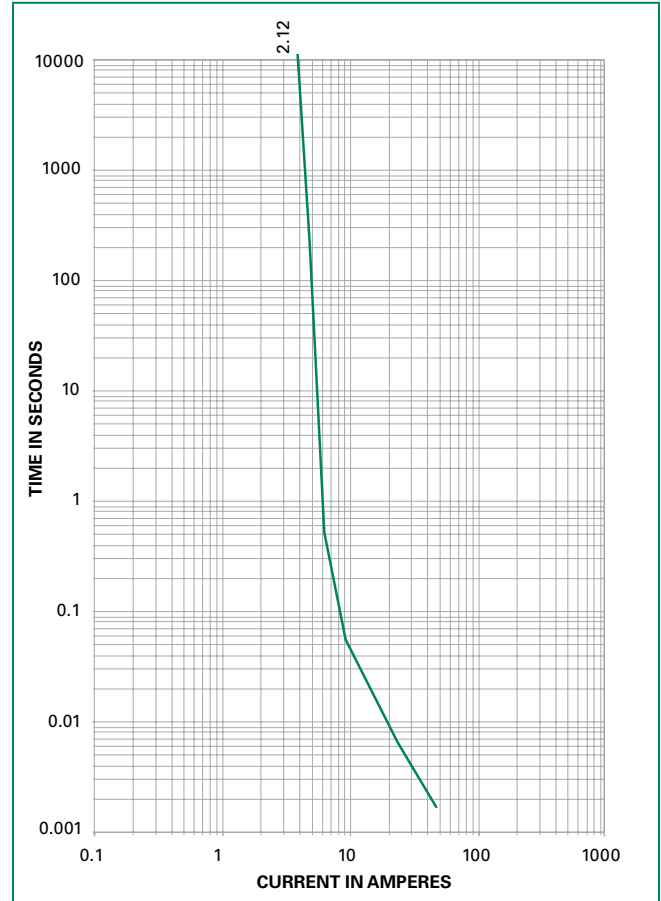
Amp Code	Ampere Rating (A)	Voltage Rating (V)	Interrupting Rating	Nominal Cold Resistance (Ohms)	Nominal Melting I <sup>2</sup> t (A <sup>2</sup> sec)	Nominal Voltage Drop (mV)	Nominal Power Dissipation (mW)	Agency Approvals		
2.12	2.12	250	100A @ 250 V AC	0.0285	3.00	76.0	480.0	x	x	x

Notes:  
Cold resistance measured at less than 10% of rated current at 25°C.

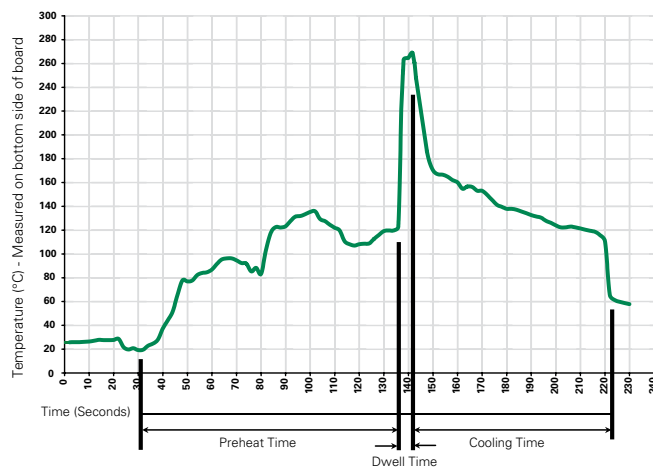
### Temperature Derating Curve



### Average Time Current Curves



### Soldering Parameters - Wave Soldering



### Recommended Process Parameters:

Wave Parameter	Lead-Free Recommendation
<b>Preheat:</b> (Depends on Flux Activation Temperature)	(Typical Industry Recommendation)
Temperature Minimum:	100°C
Temperature Maximum:	150°C
Preheat Time:	60 - 180 seconds
<b>Solder Pot Temperature:</b>	260°C Maximum
<b>Solder Dwell Time:</b>	2 - 5 seconds

### Recommended Hand-Solder Parameters:

Solder Iron Temperature: 350°C +/- 5°C  
 Heating Time: 5 seconds max.

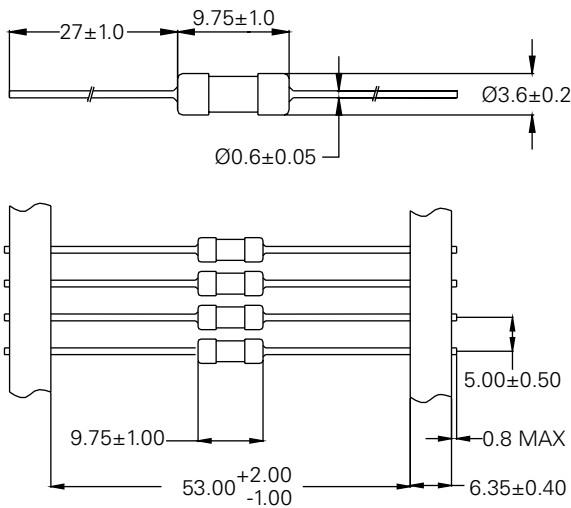
**Note: These devices are not recommended for IR or Convection Reflow process.**

### Product Characteristics

<b>Materials</b>	Body: Ceramic Cap: Nickel Plated Brass Leads: Tin Plated Copper
<b>Terminal Strength</b>	MIL-STD-202 Method 211, Test Condition A
<b>Solderability</b>	Reference MIL-STD-202 method 208
<b>Product Marking</b>	Cap: Brand Logo, Current and Voltage Ratings, Characteristic "F"

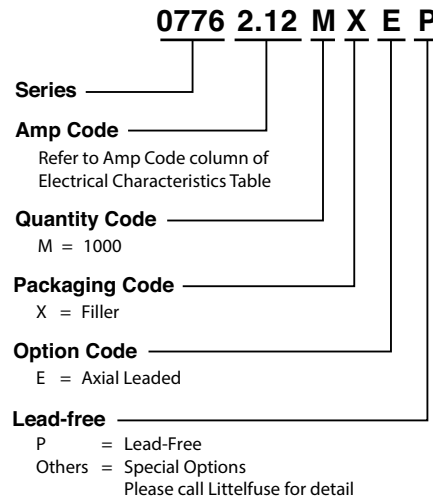
<b>Operating Temperature</b>	-55°C to 125°C
<b>Thermal Shock</b>	MIL-STD-202, Method 107 Test Condition B
<b>Vibration</b>	MIL-STD-202, Method 201
<b>Moisture Resistance</b>	MIL-STD-202, Method 103, Test Condition A
<b>Salt Spray</b>	MIL-STD-202, Method 101, Test Condition B

### Dimensions



All dimensions in mm

### Part Numbering System



### Packaging

Packaging Option	Packaging Specification	Quantity	Quantity and Packaging Code	Taping Width
<b>776 Series</b>				
Bulk	Bulk	1000	MXE	N/A
Tape and Reel	EIA 296	1000	MRET1	T1 = 53mm