

325SP Series Lead-Free 3AB, Slo-Blo® Fuse



**Description**

The 3AB Slo-Blo® Fuse with ceramic body construction permits higher interrupting ratings and voltage ratings. Ideal for applications where high current loads are expected.

**Features**

- In accordance with UL Standard 248-14
- Available in axial lead format and with various forming dimensions
- RoHS compliant and Lead-free

**Agency Approvals**

Agency	Agency File Number	Ampere Range
	E10480	12A - 20A
	29862	12A - 20A
	NBK 030805 - E10480F	12A - 15A
	NBK 260106 - JP1021B	20A
	SU05001-5011	12A - 15A
	SU05001-5012	20A
	N/A	12A - 20A
	R50405573	12A-15A

**Applications**

Used as supplementary protection in appliance or utilization equipment to provide individual protection for components or internal circuits.

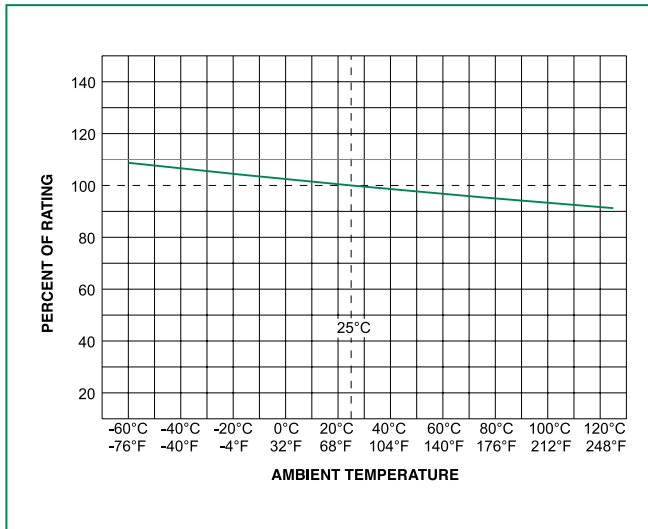
**Electrical Characteristics for Series**

% of Ampere Rating	Ampere Rating	Opening Time
100%	12 – 20A	4 hours, Minimum
135%	12 – 20A	1 hour, Maximum
200%	12 – 20A	5 sec., Min., 60 sec., Max.

### Electrical Characteristic Specifications by Item

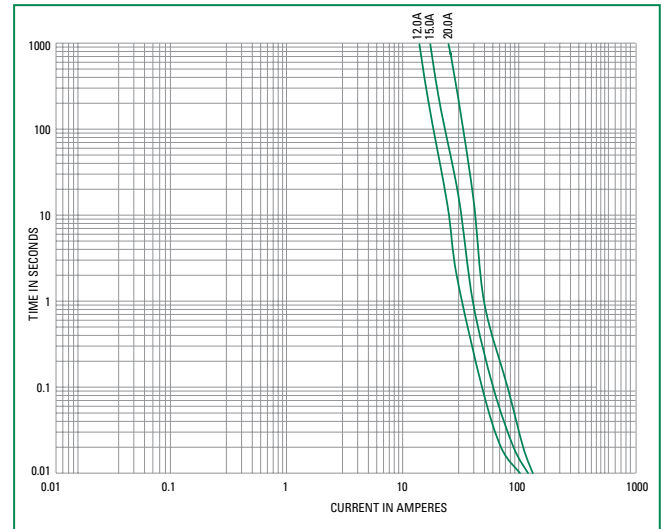
Amp Code	Ampere Rating (A)	Voltage Rating (V)	Interrupting Rating	Nominal Cold Resistance (Ohms)	Nominal Melting I <sup>2</sup> t (A <sup>2</sup> sec)	Agency Approvals					
						PS E	UL	CSA	CE	CCC	UL
012.	12	250	400A@250Vac 10KA@125Vac 600A@125Vdc	0.0067	129	x	x	x	x	x	x
015.	15	250		0.0050	245	x	x	x	x	x	x
020.	20	250		0.0034	575	x	x	x	x	x	-

### Temperature Rerating Curve

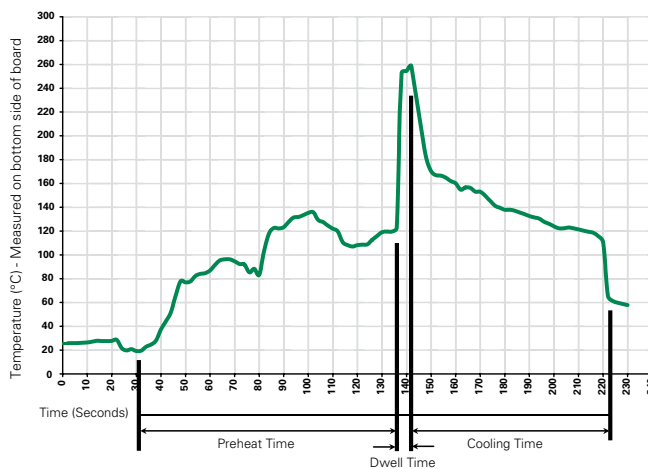


Note:  
 1. Rerating depicted in this curve is in addition to the standard derating of 25% for continuous operation.

### Average Time Current Curves



### Soldering Parameters - Wave Soldering



### Recommended Process Parameters:

Wave Parameter	Lead-Free Recommendation
<b>Preheat:</b> (Depends on Flux Activation Temperature)	(Typical Industry Recommendation)
Temperature Minimum:	100° C
Temperature Maximum:	150° C
Preheat Time:	60-180 seconds
<b>Solder Pot Temperature:</b>	260° C Maximum
<b>Solder Dwell Time:</b>	2-5 seconds

### Recommended Hand-Solder Parameters:

Solder Iron Temperature: 350° C +/- 5° C  
 Heating Time: 5 seconds max.

**Note: These devices are not recommended for IR or Convection Reflow process.**


**Product Characteristics**

<b>Materials</b>	Body: Ceramic Cap: Nickel-plated brass Leads: Tin-plated Copper
<b>Terminal Strength</b>	MIL-STD-202, Method 211, Test Condition A
<b>Solderability</b>	MIL-STD-202 Method 208
<b>Product Marking</b>	Cap1: Brand logo, current and voltage ratings Cap2: Series and agency approval marks

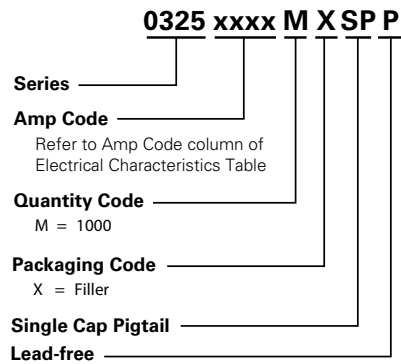
<b>Operating Temperature</b>	-55°C to +125°C
<b>Thermal Shock</b>	MIL-STD-202, Method 107, Test Condition B:(5 cycles - 65°C to 125°C)
<b>Vibration:</b>	MIL-STD-202, Method 201
<b>Humidity</b>	MIL-STD-202, Method 103, Test Condition A: High RH (95%) and Elevated temperature(40°C) for 240 hours
<b>Salt Spray</b>	MIL-STD-202, Method 101, Test Condition B

**Dimensions**

Measurements displayed in millimeters (inches)



**Part Numbering System**



**Packaging**

Packaging Option	Packaging Specification	Quantity	Quantity & Packaging Code	Taping Width
<b>325SP Series</b>				
Bulk	N/A	1000	MXSPP	N/A
Bulk	N/A	1000	MXF48SPP	N/A