



316 Series PICO®II, Very Fast-Acting Fuse



Agency Approvals

Agency	Agency File Number	Ampere Range
	2007010207241295	0.50mA–5A

Electrical Characteristics

% of Ampere Rating	Opening Time
100%	4 Hours, Min.
200%	5 Seconds, Max.
275%	0.30 Seconds, Max.
400%	0.03 Seconds, Max.
1000%	0.004 Seconds, Max.

Description

The 316 Series PICO® II Very Fast-Acting Fuse is designed to meet an extensive array of performance characteristics in a space-saving subminiature package while complying with the requirements of CCC.

Features

- CCC certified Axial Lead Fuse
- Fully compatible with Lead-free solder alloys and higher temperature profiles associated with Lead-free assembly
- RoHS compliant
- Available in ratings of 0.50A, 1.00A, 2.00A, 3.15A and 5.00 amperes

Applications

Secondary protection for space constrained applications

- Flat-panel Display TV
- LCD monitor
- LCD backlight inverter
- Office machines
- Power supply
- Audio/Video system
- Lighting system
- Medical equipment

Additional Information



Datasheet




Resources



Samples

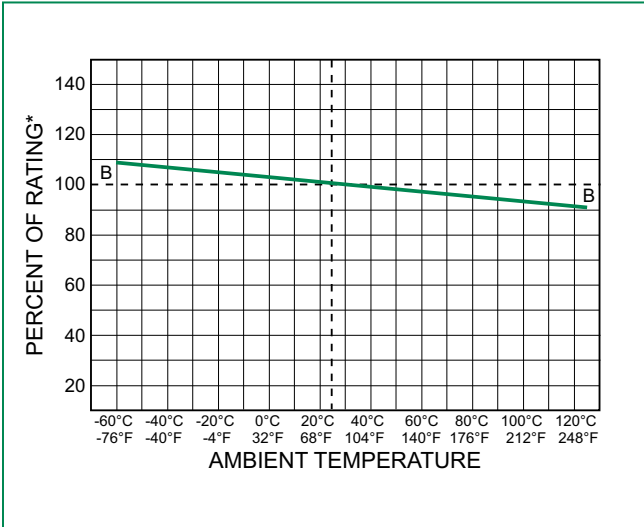
Electrical Characteristics

Ampere Rating (A)	Amp Code	Max Voltage Rating (V)	Interrupting Rating	Nominal Cold Resistance (Ohms)	Nominal Melting I ² t (A ² sec)	Max Voltage Drop (mV)	Agency Approvals
0.50	.500	125	50A @ 125VAC 50A @ 125VDC	0.280	0.0598	0.202	 X
1.00	001.	125		0.128	0.256	0.186	X
2.00	002.	125		0.0473	0.405	0.158	X
3.15	3.15	125		0.0290	1.190	0.160	X
5.00	005.	125		0.0155	4.140	0.110	X

Notes:

1. Cold resistance measured at less than 10% of rated current at 23°C.
2. Agency Approval Table Key: X=Approved or Certified, P=Pending and Blank=Not Approved
3. Have special electrical characteristic needs? Contact Littelfuse to learn more about application specific options.

Temperature Derating Curve



Note:
1. Derating depicted in this curve is in addition to the standard derating of 25% for continuous operation.

Soldering Parameters

Recommended Process Parameters:

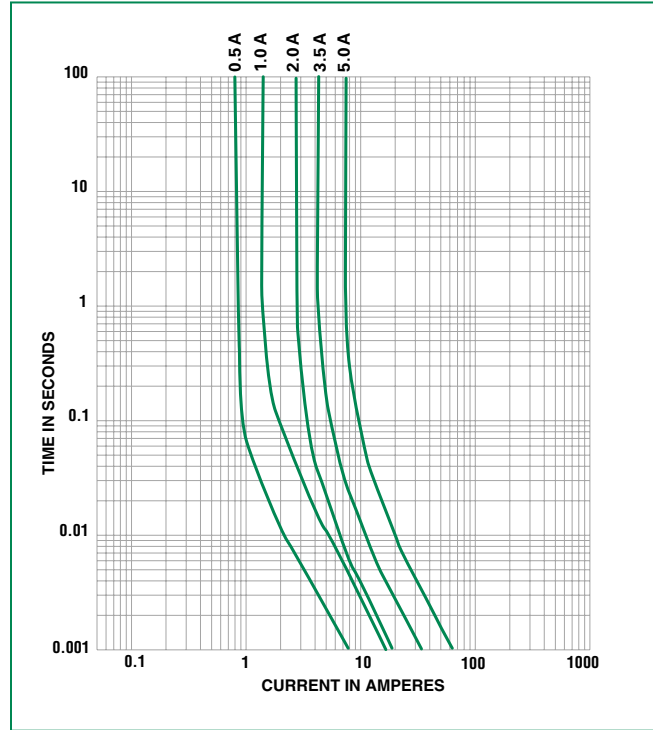
Wave Parameter	Lead-Free Recommendation
Preheat: (Depends on Flux Activation Temperature)	(Typical Industry Recommendation)
Temperature Minimum:	100° C
Temperature Maximum:	150° C
Preheat Time:	60-180 seconds
Solder Pot Temperature:	260° C Maximum
Solder Dwell Time:	10 Seconds, Maximum

Recommended Hand-Solder Parameters:

Solder Iron Temperature: 350° C +/- 5° C
Heating Time: 5 seconds max.

Note: These devices are not recommended for IR or Convection Reflow process.

Average Time Current Curves

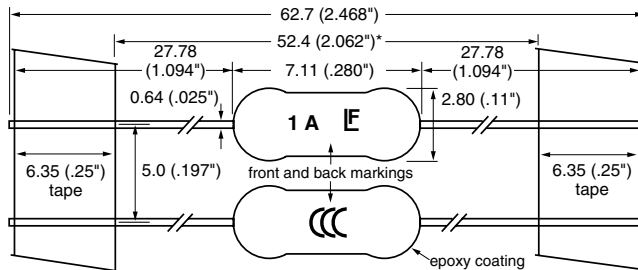


Product Characteristics

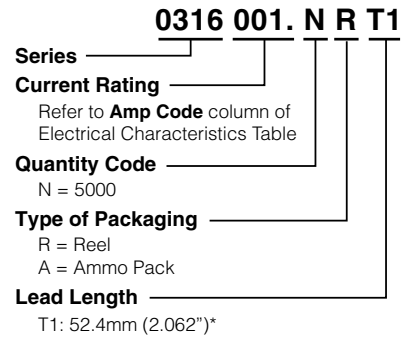
Materials	Body: Ceramic Leads: Tin-coated Copper Encapsulated: Epoxy-Coated body
Product Marking	Body: Brand Logo, Current Rating Certification mark
Lead Pull Force	MIL-STD-202, Method 211, Test Condition A (will withstand a 7lbs. axial pull test)
Solderability	MIL-STD-202, Method 208

Operating Temperature	-55°C to +125°C with proper de-rating
Shock	MIL-STD-202, Method 213, Test Condition 1 (100G's peak for millisecond)
Vibration	MIL-STD-202F, Method 201A (10-55 Hz); Method 204, Test Condition C
Moisture Resistance	MIL-STD-202, Method 106

Dimensions



Part Numbering System



Packaging

Packaging Option	Packaging Specification	Quantity	Quantity & Packaging Code
*T1: 52.4mm (2.062") Axial Lead Tape and Reel or Ammo Pack	EIA 296	5000	NAT1 = 5000 Ammo Pack T1 NRT1 = 5000 Tape & Reel T1

Notes: * T1 dimension is defined as the length of the component between the two tapes. The full component length is 62.7mm (2.468").