

**285 Series, 5x20 mm, Audio & Medical Fuse**



**Description**

The 285 Series is a 5x20mm, high-breaking capacity, time-lag fuse with gold or rhodium-plated caps and a colourful ceramic body. This fuse is designed specifically for audio and medical applications.

**Features**

- Designed to IEC 60127-1 and IEC 60127-2, Sheet 5
- Available in Cartridge form
- RoHS compliant and lead-free
- Low magnetic susceptibility
- Approved to DENAN's J60127-1 and J60127-2

**Agency Approvals**

Agency	Agency File Number	Ampere Range
	NBK080205-E10480A NBK250702-E10480E NBK100408-JP1021A	1A - 5A 6.3A - 15A 20A

**Applications**

Ideal for supplementary protection in appliances or utilization equipment, especially in audio and medical equipment.

**Additional Information**



**Datasheet**



**Resources**



**Samples**



**Accessories**

For recommended fuse accessories for this product series, see '[Recommended Accessories](#)' section.

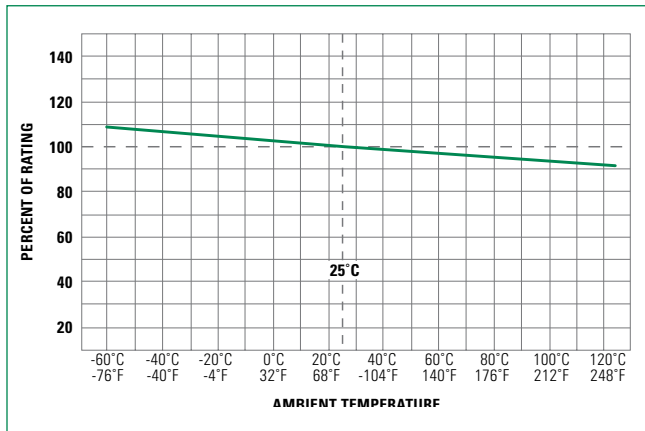
**Electrical Characteristics for Series**

% of Ampere Rating	Ampere Rating	Opening Time
150%	0.125A - 0.5A	60 minutes, Minimum
	1A - 3.15A	
	5A - 6.3A	
	8A - 20A	
210%	0.125A - 0.5A	30 Minutes, Maximum
	1A - 3.15A	
	5A - 6.3A	
	8A - 20A	
275%	0.125A - 0.5A	250 ms. Min.; 80 sec. Max.
	1A - 3.15A	750 ms. Min.; 80 sec. Max.
	5A - 6.3A	
	8A - 20A	
400%	0.125A - 0.5A	50 ms. Min.; 5 sec. Max.
	1A - 3.15A	95 ms. Min.; 5 sec. Max.
	5A - 6.3A	150 ms. Min.; 5 sec. Max.
	8A - 20A	
1000%	0.125A - 0.5A	50 ms. Min.; 150 ms. Max.
	1A - 3.15A	10 ms. Min.; 150 ms. Max.
	5A - 6.3A	
	8A - 20A	

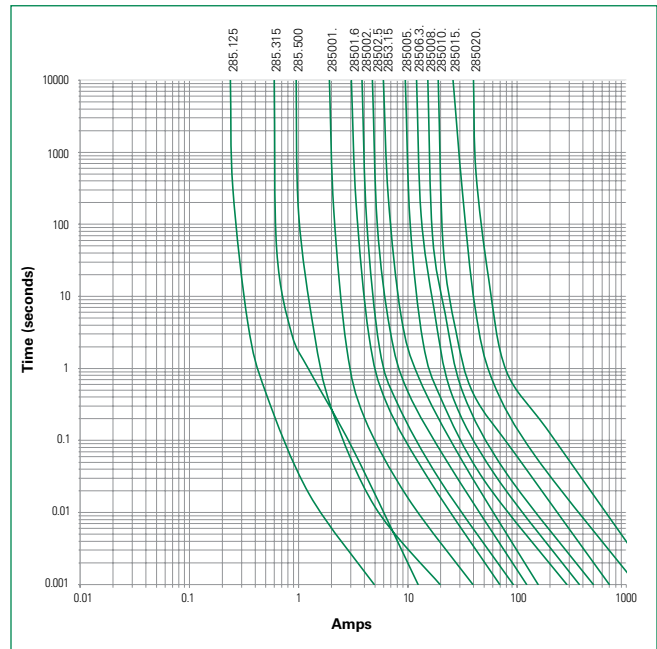
## Electrical Characteristics Specification by Item

Amp Code	Amp Rating (A)	Voltage Rating (V)	Interrupting Rating	Nominal Cold Resistance (Ohms)	Nominal Melting I <sup>2</sup> t (A <sup>2</sup> Sec.)	Nominal Voltage Drop at Rated Current (mV)	Nominal Power Dissipation at Rated Current (W)	Agency Approvals
								PS E
.125	0.125	250	1500A @ 250VAC	13.1240	0.028	2600	1.6	
.315	0.315	250		0.9275	0.625	1100	1.6	
.500	0.5	250		1.1215	0.3	850	1.6	
001	1	250		0.1455	1.6	350	2.5	x
01.6	1.6	250		0.0706	7.168	200	2.5	x
002	2	250		0.0546	10.8	190	2.5	x
02.5	2.5	250		0.0384	25.625	180	2.5	x
3.15	3.15	250		0.0269	51.597	140	4	x
005	5	250		0.0141	70	100	4	x
06.3	6.3	250		0.0107	130.977	100	4	x
008	8	250		0.0089	224	100	4	x
010	10	250		0.0065	361	100	4	x
015	15	250	500A @ 250VAC	0.0031	1305	100	4	x
020	20	250	400A @ 250VAC	0.0024	3225.6	100	4	x

## Temperature Re-rating Curve



## Average Time Current Curves



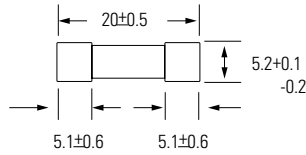
### Product Characteristics

<b>Materials</b>	Body : Ceramic Cap : Gold / Rhodium-plated brass
<b>Terminal Strength</b>	MIL-STD-202, Method 211, Test condition A
<b>Product Marking</b>	Cap 1: Brand logo, current and voltage rating Cap 2: Agency approval markings

<b>Operating Temperature</b>	-55°C to +125°C
<b>Thermal Shock</b>	MIL-STD-202, Method 107, Test Condition B: (5 cycles -65°C to +125°C)
<b>Vibration</b>	MIL-STD-202, Method 201
<b>Humidity</b>	MIL-STD-202, Method 103, Test condition A: High RH (95%) and elevated temp. (40°C) for 240 hours
<b>Salt Spray</b>	MIL-STD-202, Method 101, Test condition B

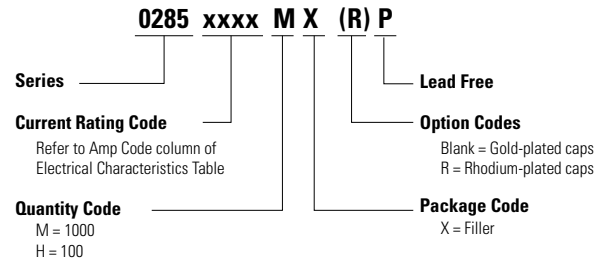
### Dimensions

0285.125 XP/XRP  
to  
0285020 XP/XRP



All dimensions in mm

### Part Numbering System



### Packaging

Packaging Option	Packaging Specification	Quantity	Quantity & Packaging Code	Taping Width
285 Series				
Bulk	N/A	100	HX	N/A
Bulk	N/A	1000	MX	N/A

### Recommended Accessories

Accessory Type	Series	Description	Max Application Voltage	Max Application Amperage
Holder	<a href="#">345 JSF</a>	Panel Mount Shock-Safe Fuseholder	250	10
	<a href="#">345</a>	Shock-Safe Fuseholder with PC Mount, Solder Mount and Panel Mount options		20
	<a href="#">830</a>	PC Mount Shock-Safe Miniature Fuseholder		16
Block	<a href="#">520</a>	Metric OMNI-BLOK® Fuse Block		10
	<a href="#">646</a>	PC Mount Miniature Fuse Block		6.3
	<a href="#">658</a>	Surface Mount Miniature Fuse Block		10
Clip	<a href="#">520 W</a>	PC Mount Miniature Fuse Clip		6.3
	<a href="#">111</a>	PC Board Mount Fuse Clip		10
	<a href="#">445</a>	PC Board Mount Fuse Clip		10

**Notes:**

- Do not use in applications above rating.
- Please refer to fuseholder data sheet for specific re-rating information.
- Please contact factory for applications greater than the max voltage and amperage shown.

**Disclaimer Notice** - Information furnished is believed to be accurate and reliable. However, users should independently evaluate the suitability of and test each product selected for their own applications. Littelfuse products are not designed for, and may not be used in, all applications. Read complete Disclaimer Notice at: [www.littelfuse.com/disclaimer-electronics](http://www.littelfuse.com/disclaimer-electronics).