

08076063 & 08076163 BATTERY DISCONNECT SWITCHES

300A • DPST • IP67-69K • M10 Studs • Bistable mechanic latch • ATEX directive 2014/34/UE



Specifications

Max Operating Voltage:	12V DC-24V DC
Max Continuous Current:	300A
Intermittent Current:	1500A at 10 sec
Operating Temp:	-30 °C to +70 °C
Ingress Protection:	IP67/IP69K
Contacts:	Silver-plated copper
Terminals:	M10 (Nickel-plated brass)

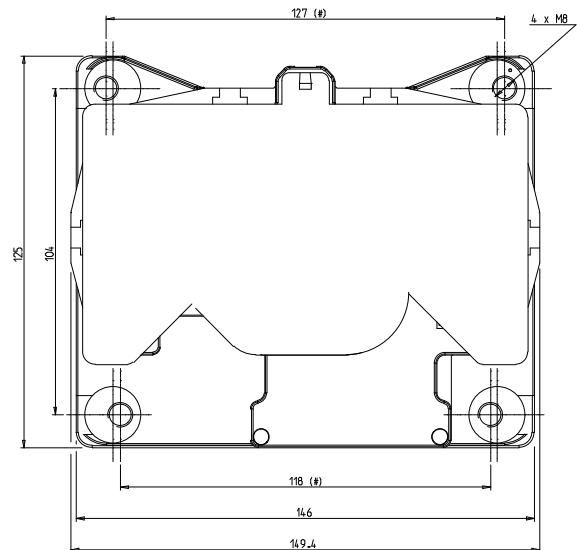
Applications

- Heavy trucks
- Marine
- Construction
- Mining
- Military
- Material Handling

Web Resources

Download technical resources at:
littelfuse.com/ElectricalBatteryDisconnectSwitches

Mounting Diagram



Description

BSAFE is a series of bistable current isolating switches with mechanical ON-OFF position Dual-Pole, positive and negative disconnection 12V and 24V. For use on equipment and protective systems intended for use in potentially explosive atmospheres in the market or in service in all EU member states, the equipment must carry an 'ATEX' certificate required by the directive 2014/34/UE. This directive is more commonly known as the ATEX directive (ATmospheres EXplosives). ATEX Marking is required on equipments permanently energized installed on ADR vehicle.

Features/Benefits

- 300A continuous current rating
- Waterproof IP67/IP69K
- Manual emergency opening
- Lockable during vehicle maintenance
- LED diagnostics for device status

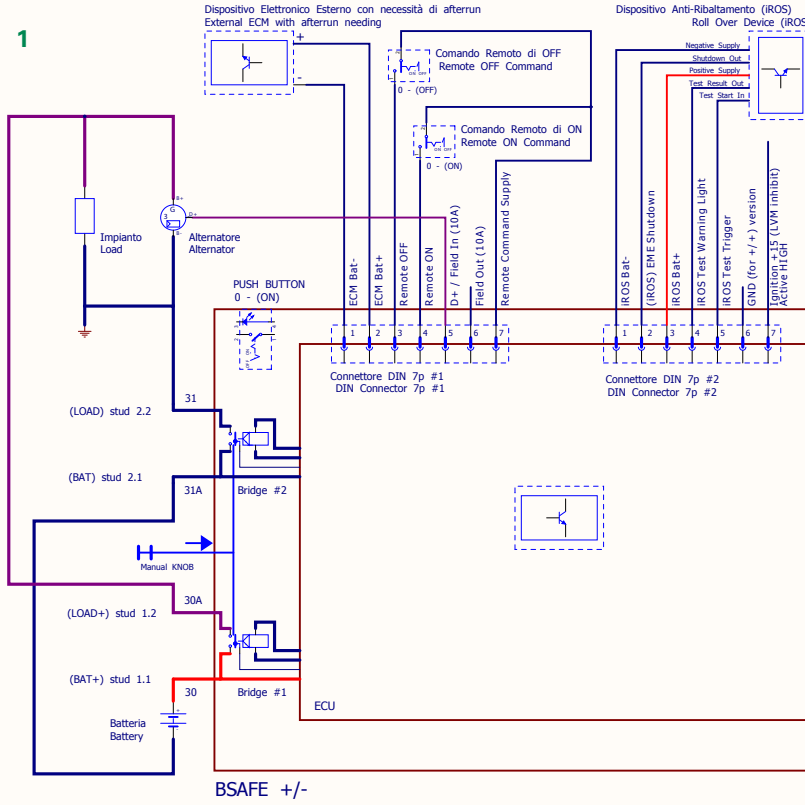
Ordering Information

PART NUMBER	VOLTAGE	AMPERAGE	CIRCUITRY	MOUNTING	INGRESS	TERMINAL NUTS	DIAGRAM	NOTES
08076063	12V-24V DC	300A	DPST	Bolt-Down	IP67/IP69K	M10 Silver-plated brass	1	Fixed Handle +/- disconnection
08076163	12V-24V DC	300A	DPST	Bolt-Down	IP67/IP69K	M10 Silver-plated brass	2	Fixed Handle +/- disconnection

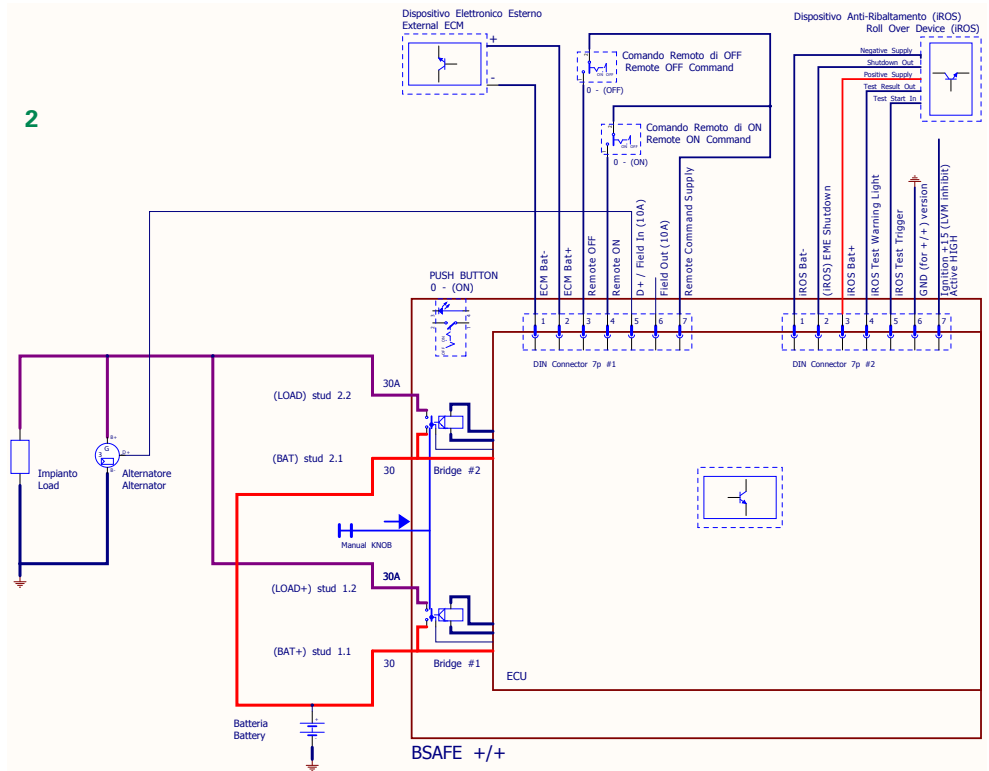
08076063 & 08076163 BATTERY DISCONNECT SWITCHES

Electrical Diagram

1



2



08076063 & 08076163 BATTERY DISCONNECT SWITCHES

Dimensions in millimeters

