

MEGA[®]+ RIVET Series

Bolt-down Fuses – Rated 32 V DC

RoHS



Additional Information



Resources



Samples

Description

The MEGA[®] RIVET fuse is designed for high current circuit protection and provides time delay characteristics.

Available in different mounting configurations, the MEGA[®] RIVET fuse covers a wide range of rating (**80 A up to 500 A**) with the same terminal thickness of 0.8 mm.

The four metal rivets improve the mechanical resistance to stress, tightening torques and forces generated by eventual short-circuits, making this new bolt-down fuse extremely robust. High contrast OCR white marking is ideal for camera reading in the assembly lines.

The MEGA[®] RIVET Fuse is ideal for battery and alternator protection application and other heavy gauge cables requiring ultra-high current protection.

Features & Benefits

- High tightening torque (up to 25 Nm for M8 versions)
- Terminals in tin plated copper alloy
- Clinch version available
- Housing in PET-GF30FR (U.L.94 Flammability rating -V0)
- High-contrast white OCR markings easily readable by cameras and naked eye
- Refers to ISO 8820-5

Applications

- Cars / SUVs
- Buses
- Trucks
- Watercraft as approved by Littelfuse[®]
- Offroad vehicles

[See Disclaimer Notice](#)

Specifications

Voltage Rating:	32 V DC
Interrupting Rating:	2000 A @ 32 V DC
Recommended Environmental Temperature:	-40 °C to +125 °C
Terminals Material:	Tin-plated copper alloy
Housing Material:	PET-GF30FR (UL 94 Flammability rating of V0)
Typical Weight per Fuse:	12.0 g
Mounting Torque M6:	8 - 14 Nm (Recommended range value)
Mounting Torque M8:	12 - 18 Nm (Recommended range value) 25 Nm max. allowed
Refer to:	ISO 8820-5














MEGA[®]+ RIVET Series

Bolt-down Fuses – Rated 32 V DC

Ordering Information

Part Number	Current Rating (A)	Termination	Bolt Hole Qty.	Package Size
0298xxx.UXR-2M8	80 A - 500 A	M8 Bolt Down	2	500
0298xxx.UXR-1M8	80 A - 500 A	M8 Bolt Down	1	500
0298xxx.UXR-2M6	80 A - 500 A	M6 Bolt Down	2	500
0298xxx.UXR-1M6	80 A - 500 A	M6 Bolt Down	1	500
0298xxx.UXR-NH	80 A - 500 A	-	-	500

Ratings

Part Number	Current Rating (A)	Marking Color	Test Cable Size (mm ²)	Typ. Voltage Drop at 100% I _r (mV)	Typ. Cold Resistance (mΩ)	Typ. I ² t (A ² s)
0298080_	80		10	77	0.66	22 900
0298100_	100		16	86	0.55	27 600
0298125_	125		16	79	0.41	78 000
0298150_	150		25	91	0.34	97 300
0298175_	175		25	77	0.28	205 500
0298200_	200		35	93	0.26	245 800
0298225_	225		35	84	0.21	135 300
0298250_	250		50	86	0.19	176 200
0298300_1	300		70	TBD ²	TBD	TBD
0298350_1	350		70	TBD ²	TBD	TBD
0298400_1	400		70	TBD ²	TBD	TBD
0298450_1	450		70	TBD ²	TBD	TBD
0298500_1	500		70	TBD ²	TBD	TBD

Note 1: Short Circuit Protector only, Products in development - please contact Littelfuse® for more details regarding availability timing.

Note 2: Voltage Drop measurements for short circuit protectors taken at 75% of rated current.

Note 3: The typical I²t is an average value calculated from the breaking capacity tests by using the melting time before the arcing occurs.

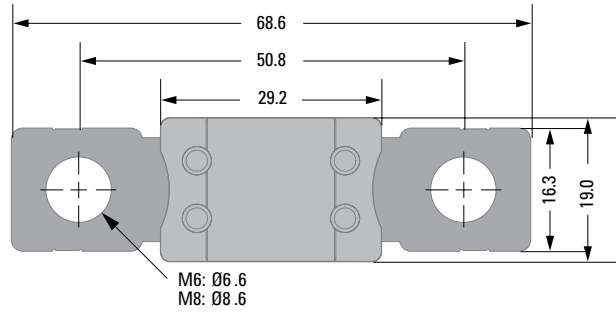
MEGA[®]+ RIVET Series

Bolt-down Fuses – Rated 32 V DC

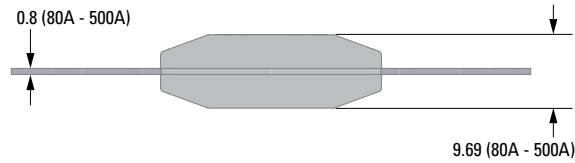
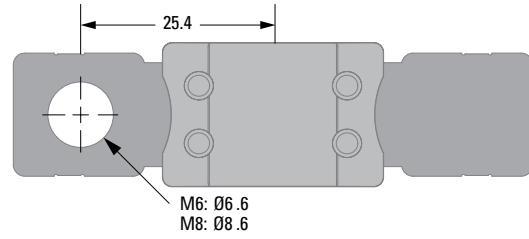
Dimensions

Dimensions in mm. Please refer to the outline drawing for dimensions and tolerances.

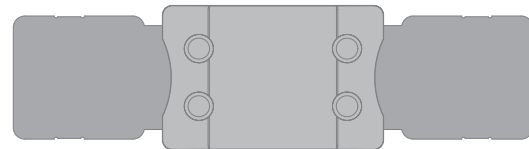
2-holes version



1-hole version



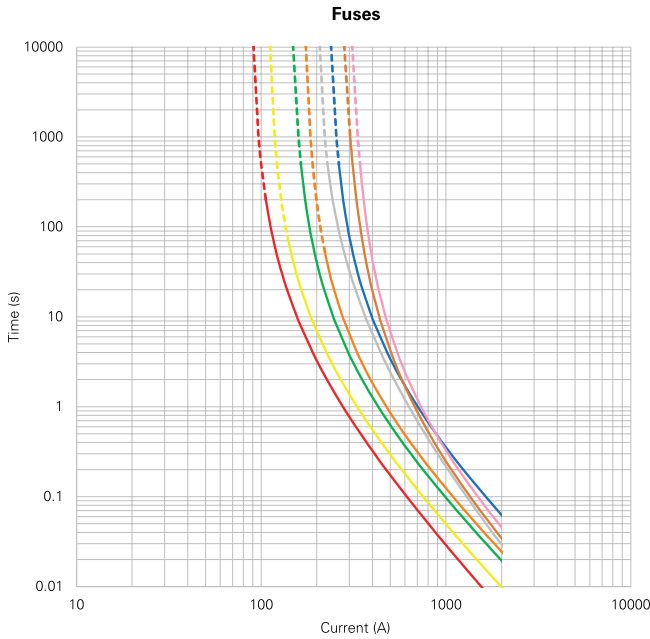
NH version




MEGA[®]+ RIVET Series

Bolt-down Fuses – Rated 32 V DC

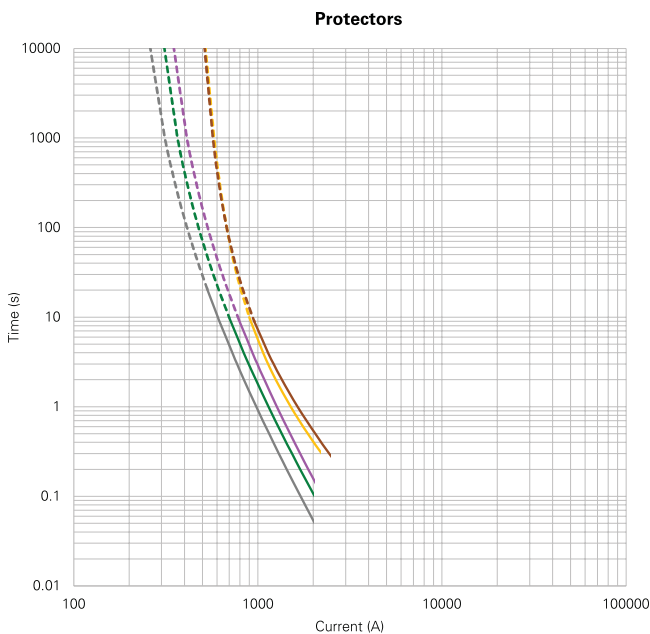
Time-Current Characteristic




% of Rating	Opening Time Min. / Max. (s) 80 A - 250 A
75	- / -
100	14 400 / -
135	120 / 1800
150	20 / 450
200	1 / 15
350	0.3 / 5
500	- / -
600	0.1 / 1



Note: Current recommendation may be impacted by the final condition of the application (terminals characteristics, wire size etc.). Please contact Littelfuse[®] for more information.



% of Rating	Opening Time Min. / Max. (s)	
	300 A	350 A - 500 A
75	14 400 / -	14 400 / -
100	- / -	- / -
135	- / -	- / -
150	- / -	- / -
200	1 / 15	1 / 15
350	0.5 / 5	0.5 / 5
500	0.1 / 2	0.1 / 2
600	0.1 / 1	- / -



Note: Current recommendation may be impacted by the final condition of the application (terminals characteristics, wire size etc.). Please contact Littelfuse[®] for more information.

MEGA®+ RIVET Series

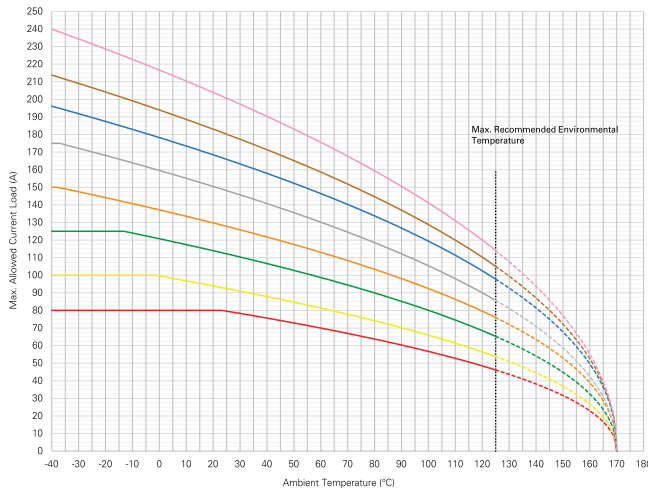
Bolt-down Fuses – Rated 32 V DC

Typical Derating Curves

Temperature security margin is 20%.


Please contact Littelfuse® for Details Regarding Derating Test Set Up.

Fuses



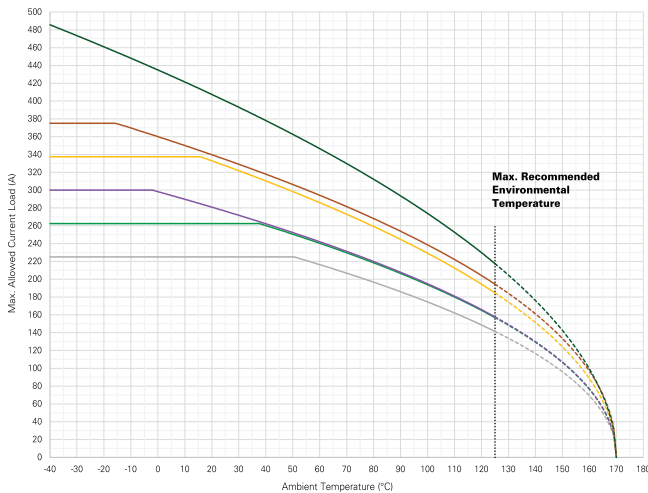
Max. allowed current load (A) at ambient temperature based on typical derating

	-40 °C	0 °C	20 °C	65 °C	85 °C	110 °C	125 °C
80 A	80	80	80	68	62	53	46
100 A	100	100	94	80	72	61	54
125 A	125	121	114	97	88	75	65
150 A	150	137	130	111	101	86	76
175 A	175	160	151	127	115	98	86
200 A	196	178	168	143	130	111	98
225 A	214	194	183	155	141	120	105
250 A	240	217	204	172	155	131	114




Note: Current recommendation may be impacted by the final condition of the application (terminals characteristics, wire size etc.). Please contact Littelfuse® for more information.

Protectors



Max. allowed current load (A) at ambient temperature based on typical derating

	-40 °C	0 °C	20 °C	65 °C	85 °C	110 °C	125 °C
300 A	225	225	225	212	191	162	141
350 A	263	263	263	235	213	180	157
400 A	300	300	300	237	214	181	158
450 A	338	338	333	280	252	213	185
500 A	375	360	340	288	261	222	194
650 A	486	435	407	338	303	253	217



Note: Current recommendation may be impacted by the final condition of the application (terminals characteristics, wire size etc.). Please contact Littelfuse® for more information.

Disclaimer Notice - Information furnished is believed to be accurate and reliable. However, users should independently evaluate the suitability of and test each product selected for their own applications. Littelfuse products are not designed for, and may not be used in, all applications. Read complete Disclaimer Notice at <https://www.littelfuse.com/legal/disclaimers/product-disclaimer.aspx>