

MAXI Blade Fuses

Rated 58V



Description

MAXI® 58 V Slo-Blo® fuses can protect circuits in automotive electrical systems up to 42 V. The blade fuses employ diffusion pill technology to provide predictable time-delay performance and low heat dissipation.

Features & Benefits

- Color coding shows the amperage rating for each fuse
- See-through housing makes it easy to check whether a fuse has blown
- Checkpoints on top make it possible to measure resistance without removing the fuse
- Simple to install and remove
- Housing design prevents from mounting MAXI 32V fuses
- Comply with ISO 8820-3:2002
- High-contrast amperage stamp on the top of the housing aids identification.
- Silver plating allows up to 150 °C at the terminal interface

Applications

- Cars / SUVs
- Trucks
- Offroad vehicles
- Buses
- Watercraft as approved by Littelfuse®

[See Disclaimer Notice](#)

Agency Approvals

Agency	Agency File Number	Current Ratings (A)
	UL-US-L71611-2107-11905102-2	20-80
	UL-CA-2331872-0	20-80

Additional Information



Resources

Specifications

Voltage Rating:	58 V DC
Interrupting Rating:	1000 A @ 58 V DC
Recommended Environmental Temperature:	-40 °C to +125 °C
Terminals Material:	Silver-plated zinc alloy *
Housing Material:	PA66 (UL 94 Flammability rating of V-2)
Typical Weight per Fuse:	5.7 g
Comply With:	ISO 8820-3:2002, SAE J 1888, SAE 2576

*Note: Silver plating allows up to 150 °C at the terminal interface.

Ordering Information

Part Number	Terminal Plating	Current Rating (A)	Package Size
0999xxx.ZXN	Ag	20-80	1200

MAXI Blade Fuses

Rated 58V

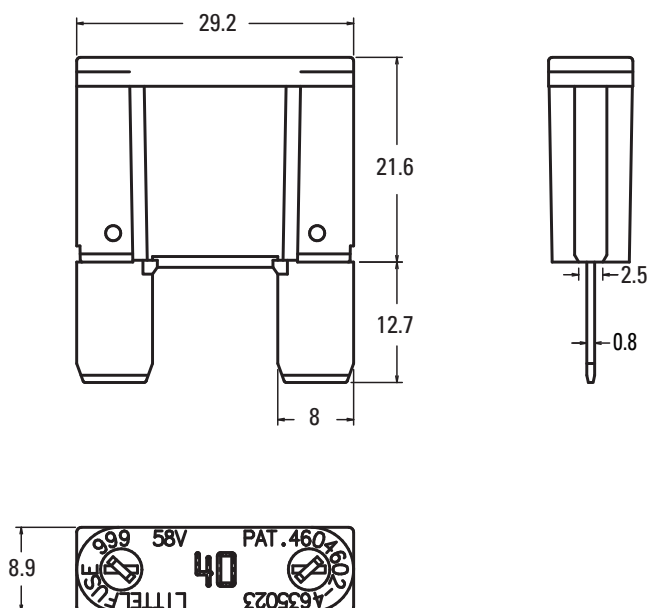
Ratings

Part Number	Current Rating (A)	Housing Material Color	Test Cable Size (mm ²)	Typ. Voltage Drop (mV)	Typ. Cold Resistance (mΩ)	Typ. I ² t (A ² s)
0999020.ZXN	20	Yellow	4	76	3.1	1100
0999025.ZXN	25	Grey	4	75	2.4	2100
0999030.ZXN	30	Green	4	77	1.9	4100
0999035.ZXN	35	Brown	4	75	1.7	6000
0999040.ZXN	40	Orange	4	75	1.4	8500
0999050.ZXN	50	Red	6	73	1.1	11 300
0999060.ZXN	60	Blue	6	77	0.9	15 300
0999070.ZXN	70	Tan	10	61	0.6	21 200
0999080.ZXN	80	Light Orange	10	62	0.5	43 600

Note: The typical I²t is an average value calculated from the breaking capacity tests by using the melting time before the arcing occurs.

Dimensions

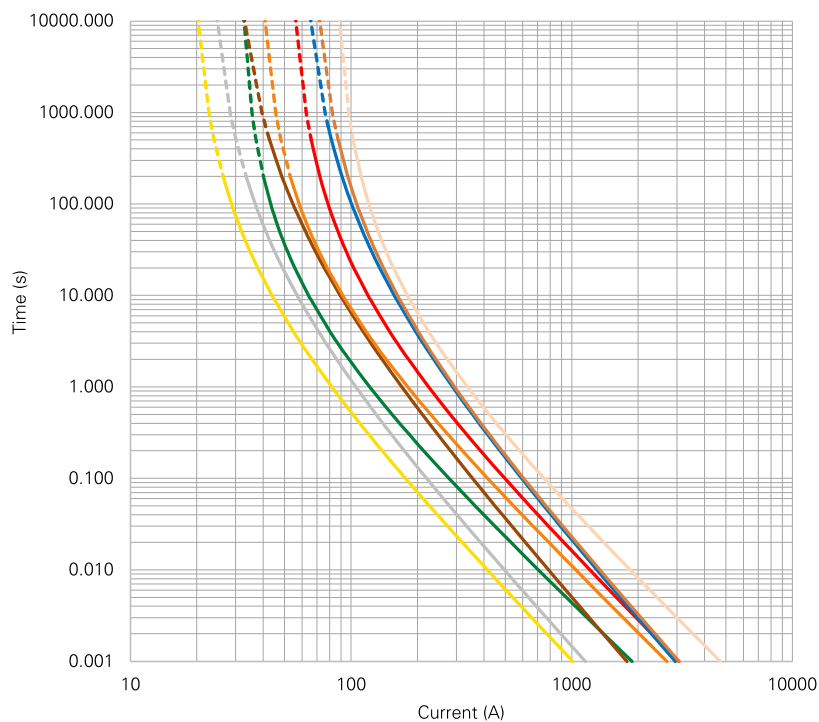
Dimensions in mm. Please refer to the outline drawing for dimensions and tolerances.



MAXI Blade Fuses

Rated 58V

Time-Current Characteristic



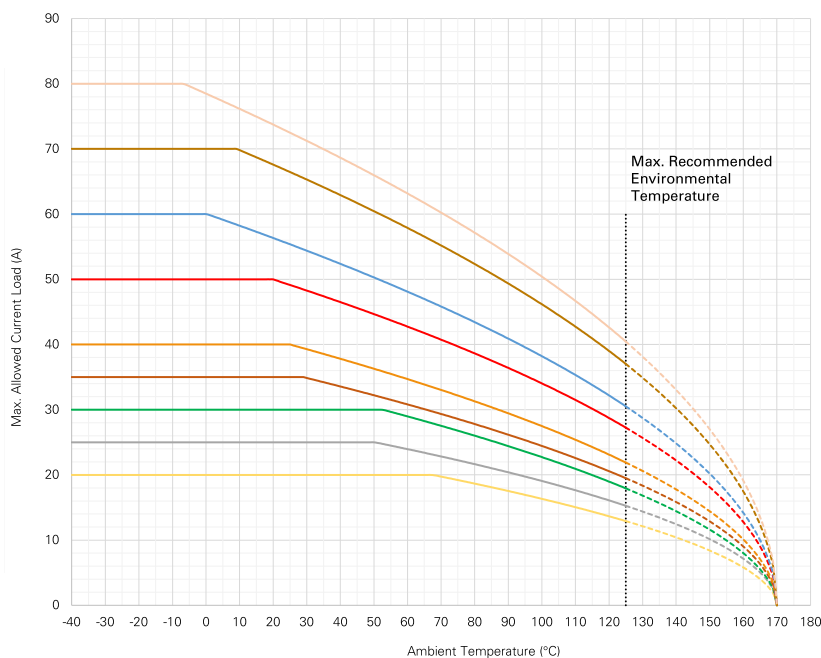
% of Rating	Opening Time Min. / Max. (s)
100	360 000 / -
135	60 / 1800
200	2 / 50
350	0.2 / 7
600	0.04 / 1

- 20 A — 50 A
- 25 A — 60 A
- 30 A — 70 A
- 35 A — 80 A
- 40 A

Note: Current recommendation may be impacted by the final condition of the application (terminals characteristics, wire size etc.). Please contact Littelfuse® for more information.

Typical Derating Curves

Temperature security margin is 20%.
Please contact Littelfuse® for Details Regarding Derating Test Set Up



Max. allowed current load (A) at ambient temperature based on typical derating

	-40 °C	0 °C	20 °C	65 °C	85 °C	110 °C	125 °C
20 A	20	20	20	20	18	15	13
25 A	25	25	25	23	21	18	15
30 A	30	30	30	28	25	21	18
35 A	35	35	35	30	27	23	19
40 A	40	40	40	34	30	25	22
50 A	50	50	50	42	38	31	27
60 A	60	60	56	47	42	35	31
70 A	70	70	68	57	51	43	37
80 A	80	78	74	62	56	47	40

- 20 A — 50 A
- 25 A — 60 A
- 30 A — 70 A
- 35 A — 80 A
- 40 A

Note: Current recommendation may be impacted by the final condition of the application (terminals characteristics, wire size etc.). Please contact Littelfuse® for more information.

Disclaimer Notice - Information furnished is believed to be accurate and reliable. However, users should independently evaluate the suitability of and test each product selected for their own applications. Littelfuse products are not designed for, and may not be used in, all applications. Read complete Disclaimer Notice at <https://www.littelfuse.com/legal/disclaimers/product-disclaimer.aspx>