


MINI® Blade Fuses

Rated 58V



Specifications

Voltage Rating:	58 V dc
Interrupting Rating:	1000 A @ 58 V dc
Recommended Environmental Temperature:	-40 °C to +125 °C
Terminals Material:	Silver-plated zinc alloy*
Housing Material:	PA66 (UL 94 Flammability rating of V-2)
Net Weight per Fuse:	0.57 g ± 5%
Comply With:	SAE J2077, SAE 2576, ISO 8820 and UL 248 Special Purpose Fuses

*Silver-plating allows up to 150 °C at the terminal interface.

Description

MINI® 58V blade fuses deliver space and weight savings while ensuring reliable circuit protection.

Features & Benefits

- Color coding indicates ampere rating
- See-through housing makes it easier to see when fuse blows
- High-contrast ampere rating stamp on housing aids identification
- Same blade size and pitch as other MINI fuses
- Rejection feature makes it impossible to replace a blown MINI 58V fuse with one that has a lower voltage rating
- Checkpoints on top make it possible to measure resistance without removing the fuse

Applications

- Cars
- Trucks
- SUVs
- Offroad vehicles
- Buses
- Watercraft as approved by Littelfuse®

Ordering Information

Part Number	Current Rating (A)	Package Size
0997xxx.WXN	2-30	3000

MINI® Blade Fuses

Rated 58V

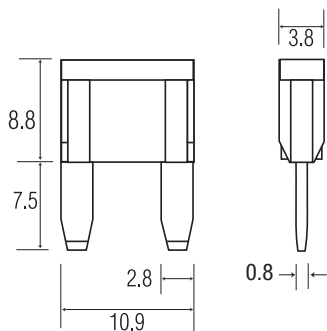
Ratings

Part Number	Current Rating (A)	Housing Material Color	Test Cable Size (mm ²)	Typ. Voltage Drop (mV)	Typ. Cold Resistance (mΩ)	Typ. I ² t (A ² s)
0997002_	2	Grey	0.5	171	55.60	2.8
0997003_	3	Purple	0.5	153	33.75	9.4
0997004_	4	Pink	0.5	121	23.48	17
0997005_	5	Brown	0.5	129	17.75	25
099707.5_	7.5	Dark Brown	0.75	135	10.85	68
0997010_	10	Red	1	108	7.42	93
0997015_	15	Blue	1.5	98	4.58	270
0997020_	20	Yellow	2.5	96	3.21	380
0997025_	25	Light Orange	2.5	86	2.36	625
0997030_	30	Green	4	87	1.85	1100

The typical I²t is an average value calculated from the breaking capacity tests by using the melting time before arcing occurs.

Dimensions

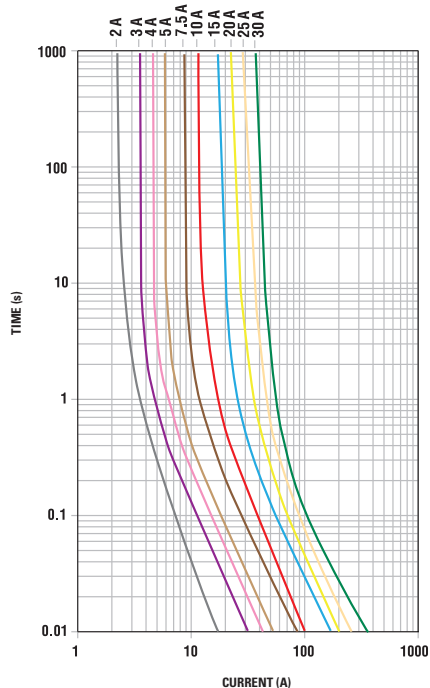
Dimensions in mm for reference only.
See outline drawing for dimensions and tolerances.



MINI® Blade Fuses

Rated 58V

Time-Current Characteristic Curves

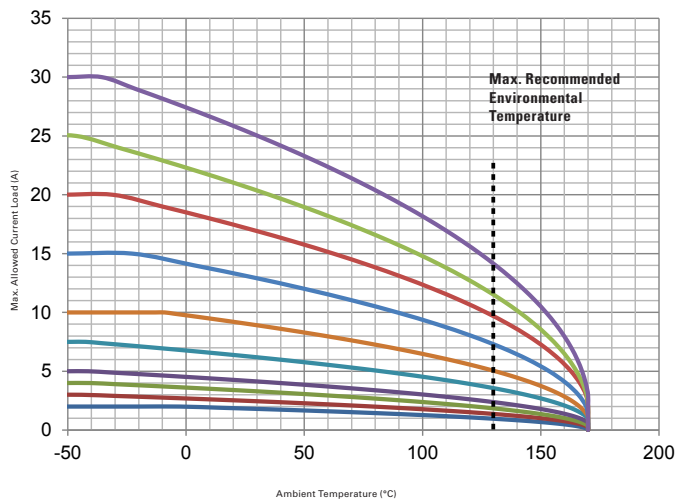


Time-Current Characteristics

% of Rating	Opening Time Min. / Max. (s)
110	360 000 / ∞
135	0.75 / 600
200	0.15 / 5
350	0.08 / 0.5
600	0.03 / 0.1

Typical Derating of Fuse Melting Element

Temperature security margin is 20 %.
 Wire cross-section and fixture test setup refer to ISO 8820-3.
 Please contact Littelfuse for details regarding derating test setup.



Temperature Table

	Max. allowed current load (A) at ambient temperature (typical derating)							
	-40 °C	-20 °C	0 °C	20 °C	40 °C	60 °C	80 °C	100 °C
2 A	2.0	2.0	2.0	1.9	1.7	1.6	1.4	1.3
3 A	3.0	2.8	2.7	2.5	2.4	2.2	2.0	1.8
4 A	4.0	3.8	3.6	3.4	3.2	2.9	2.7	2.4
5 A	5.0	4.8	4.5	4.3	4.0	3.7	3.4	3.0
7.5 A	7.5	7.1	6.8	6.4	6.0	5.5	5.1	4.5
10 A	10	10	9.8	9.2	8.6	8.0	7.3	6.5
15 A	15	15	14	13	12	12	11	9.0
20 A	20	19	18	17	16	15	14	12
25 A	25	24	22	21	20	18	17	15
30 A	30	29	27	26	24	22	20	18

Derating curves may change depending on the final condition of the application (terminals' characteristics, wire size, etc.). Please ask Littelfuse for more information.