

MICRO3™ Blade Fuses

Rated 32V



Description

MICRO3™ automotive blade fuses feature three silver-plated blades and two fuse elements while also boasting subminiature design. This allows automakers to pack more circuit protection into less space. Despite their low weight, MICRO3™ fuses perform well in adverse environments and at extreme temperatures.

Features & Benefits

- Color coding shows the amperage rating for each fuse
- See-through housing makes it easy to check whether a fuse has blown
- Checkpoints on top make it possible to measure resistance without removing the fuse
- Simple to install and remove
- MICRO3™ Shunt version available
- High-contrast amperage stamp on the top of the housing aids identification.
- Silver plating allows up to 150 °C at the terminal interface

Applications

- Cars / SUVs
- Trucks
- Offroad vehicles
- Buses
- Watercraft as approved by Littelfuse®

[See Disclaimer Notice](#)

Additional Information



Resources

Specifications

Voltage Rating:	32 V DC
Interrupting Rating:	1000 A @ 32 V DC
Recommended Environmental Temperature:	-40 °C to +125 °C
Terminals Material:	Silver-plated zinc alloy *
Housing Material:	PA66 (UL 94 Flammability rating of V-2)
Typical Weight per Fuse:	0.95 g
Comply With:	SAE 2741
Refer to:	ISO 8820-3

*Note: Silver plating allows up to 150 °C at the terminal interface.







Ordering Information

Part Number	Plating	Current Rating (A)	Package Size
0337xxx.PX2S	Ag	3-15 & SHUNT	2000
0337xxx.LXS	Ag	3-15	50

MICRO3™ Blade Fuses

Rated 32V

Ratings

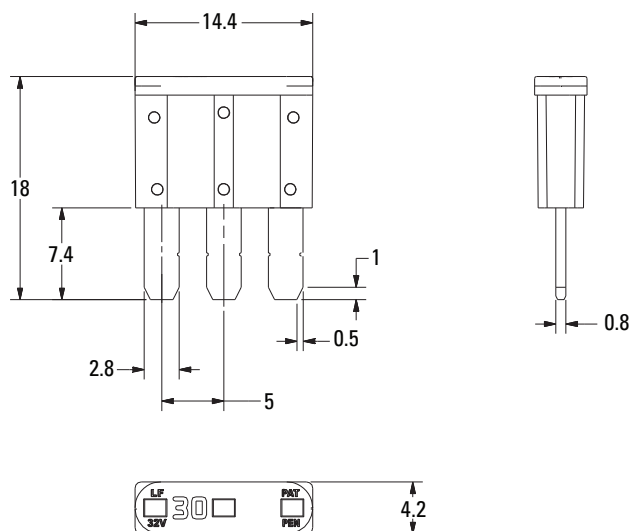
Part Number	Current Rating (A)	Housing Material Color	Test Cable Size (mm ²)		Typ. Voltage Drop (mV) ¹	Typ. Cold Resistance (mΩ) ¹	Typ. I^2t (A ² s) ¹
			Left/Right blade	(Center blade)			
0337003._	3		0.5	1	113	31.7	9
0337005._	5		0.5	1	116	17.4	17
033707.5._	7.5		0.75	1.5	106	10.8	47
0337010._	10		1	2.5	102	7.7	90
0337015._	15		1.5	4	94	4.9	190
0337900._	SHUNT		-	-	-	-	-

Note: The typical I^2t is an average value calculated from the breaking capacity tests by using the melting time before the arcing occurs.

1: The indicated values refer to the two elements tested separately.

Dimensions

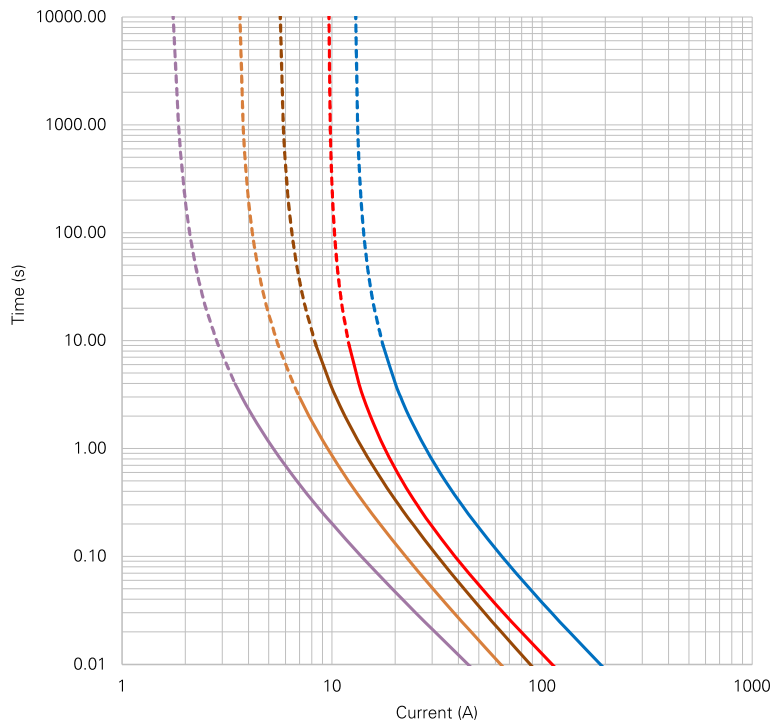
Dimensions in mm. Please refer to the outline drawing for dimensions and tolerances.



MICRO3™ Blade Fuses

Rated 32V

Time-Current Characteristic



% of Rating	Opening Time Min. / Max. (s) ¹
110	360 000 / -
135	0.75 / 120
160	0.3 / 50
200	0.15 / 5
350	0.04 / 0.5
600	0.02 / 0.1

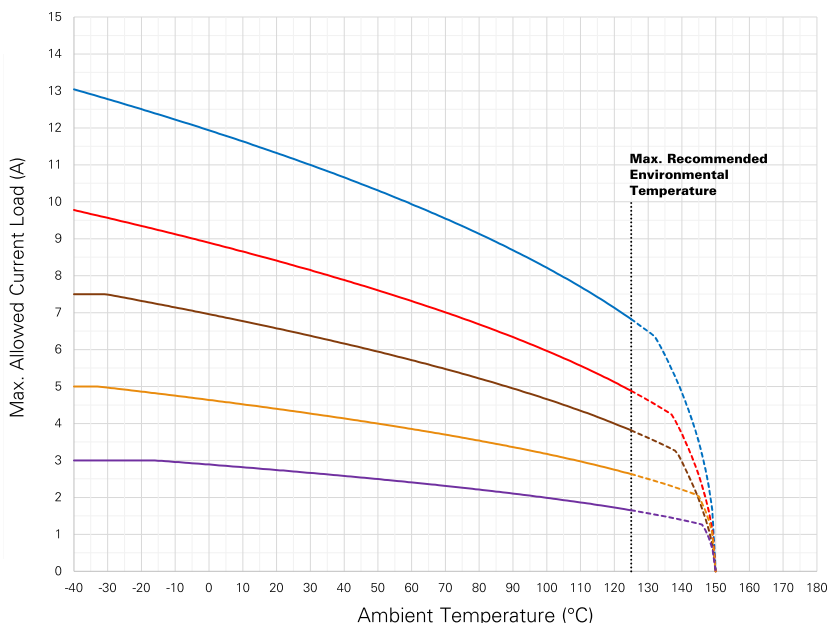
¹: Operating times refer to the two elements tested separately.

- 3A
- 5A
- 7.5A
- 10A
- 15A

Note: Current recommendation may be impacted by the final condition of the application (terminals characteristics, wire size etc.). Please contact Littelfuse® for more information.

Typical Derating Curves

Temperature security margin is 20%.
The derating curves are created with both elements supplied at the same time.
Please contact Littelfuse® for Details Regarding Derating Test Set Up



	Max. allowed current load (A) at ambient temperature based on typical derating						
	-40 °C	0 °C	20 °C	65 °C	85 °C	110 °C	125 °C
3 A	3	3	3	3	2	2	2
5 A	5	5	5	4	4	3	3
7.5 A	7.5	7.5	7	6	5	5	4
10 A	10	10	10	8	7	6	5
15 A	15	15	14	12	10	9	8

Note: MICRO3 SHUNT maximum continuous load at 85°C: 15A.

- 3A
- 5A
- 7.5A
- 10A
- 15A

Note: Current recommendation may be impacted by the final condition of the application (terminals characteristics, wire size etc.). Please contact Littelfuse® for more information.

Disclaimer Notice - Information furnished is believed to be accurate and reliable. However, users should independently evaluate the suitability of and test each product selected for their own applications. Littelfuse products are not designed for, and may not be used in, all applications. Read complete Disclaimer Notice at <https://www.littelfuse.com/legal/disclaimers/product-disclaimer.aspx>