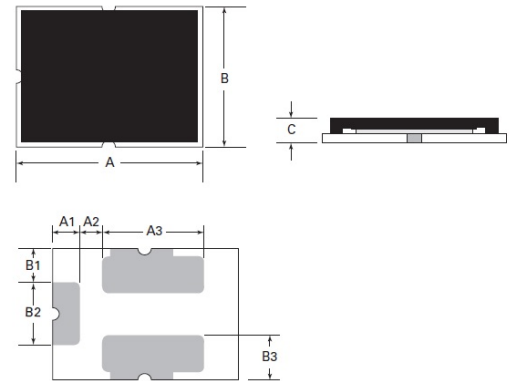


Specification Status: Released

TABLE I. Electrical Rating:

| | |
|-------------------------------|--|
| Current Capacity | 100% x I _{rated} No Melting |
| Cut Time | 200% x I _{rated} < 1 min |
| Interrupting Current | 5 x I _{rated} , power on 5 ms, power off 995 ms, 10000 cycles No Melting |
| Over Voltage Operation | In operation voltage range, the fusing time is <1min. |



Device Circuit:

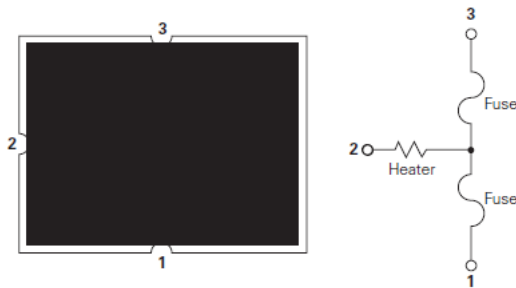




TABLE II. DIMENSIONS (mm):

| | |
|----|------------|
| A | 4.00 ± 0.2 |
| B | 3.00 ± 0.3 |
| C | 0.90 max |
| A1 | 0.58 ± 0.1 |
| A2 | 0.50 ± 0.1 |
| A3 | 2.20 ± 0.1 |
| B1 | 0.80 ± 0.1 |
| B2 | 1.44 ± 0.1 |
| B3 | 1.03 ± 0.1 |

TABLE III. Electrical Specification:

| Part Number | Marking | I _{rated} (A) | Cells in series | V _{max} (V _{DC}) | I _{break} (A) | V _{OP} (V) | Resistance | | Agency Approval | |
|--------------|---------|------------------------|-----------------|-------------------------------------|------------------------|---------------------|-------------------------|------------------------|---|---|
| | | | | | | | R _{heater} (Ω) | R _{fuse} (mΩ) |  |  |
| ITV4030L1215 | LF1215 | 15 | 3 | 36 | 50 | 7.4 ~ 13.8 | 5.5 ~ 8.4 | 1.0 ~ 3.0 | Pending | Pending |

Notes:

- I_{rated}: Current carrying capacity that is measured at 40°C thermal equilibrium condition.
- I_{break}: The current that the fuse element is able to interrupt.
- V_{max}: The maximum voltage that can be cut off by fuse.
- V_{OP}: Range of operation voltage.
- R_{heater}: The resistance of the heating element.
- R_{fuse}: The resistance of the fuse element.
- Cells in series: Number of battery cells connected in series in the circuit for ITV device to protect.
- Value specified is determined by using the PWB with 2mm*2oz copper traces, AWG18 covered wire, and 0.6mm glass epoxy PCB.

Materials Information:

ROHS Compliant

Directive 2011/65/EU
Compliant

ELV Compliant

Directive 2000/53/EC
Compliant

Halogen Free*



* Halogen Free refers to: Br≤900ppm, Cl≤900ppm, Br+Cl≤1500ppm.

Environmental Specifications:

| | |
|------------------------------|--|
| Storage Temperature | 0~35°C, ≤ 70%RH 3 months after shipment |
| Operating Temperature | -10°C to +65°C |
| Hot Passive Aging | 100±5°C, 250 hours No structural damage and functional failure |
| Humidity Aging | 60°C±2°C, 90~95%R.H. 250 hours No structural damage and functional failure |
| Cold Passive Aging | -20±3°C, 500 hours No structural damage and functional failure |
| Thermal Shock | MIL-STD-202 Method 107G +125°C /-55°C, 100 times No structural damage and functional failure |

Information furnished is believed to be accurate and reliable. However, users should independently evaluate the suitability of and test each product selected for their own applications. Littelfuse products are not designed for, and shall not be used for, any purpose (including, without limitation, military, aerospace, medical, lifesaving, life-sustaining or nuclear facility applications, devices intended for surgical implant into the body, or any other application in which the failure or lack of desired operation of the product may result in personal injury, death, or property damage) other than those expressly set forth in applicable Littelfuse product documentation. Warranties granted by Littelfuse shall be deemed void for products used for any purpose not expressly set forth in applicable Littelfuse documentation. Littelfuse shall not be liable for any claims or damages arising out of products used in applications not expressly intended by Littelfuse as set forth in applicable Littelfuse documentation. The sale and use of Littelfuse products is subject to Littelfuse Terms and Conditions of Sale, unless otherwise agreed by Littelfuse.