

POWR-GARD® Fuse

L25S SERIES TRADITIONAL HIGH-SPEED

250 V ac • Very Fast-Acting • 1–800 A



Description

The L25S Series is a traditional North American bolted style high-speed fuse for protection of power semiconductor devices that are rated up to 250 V ac and 200 V dc.

Littelfuse POWR-SPEED® products offer optimized circuit protection at the extremely fast speed required to protect power semiconductor devices such as silicon controlled rectifiers (SCR's), diodes, thyristors, triacs, transistors, and similar solid-state devices. These devices are used in power equipment including variable speed drives, power rectifiers, UPS systems, dc power supplies, and in a wide range of electronic equipment. May be used wherever extremely fast-acting, current-limiting fuses are used with no time delay required.

Features/Benefits

- Compliance with US and Canadian requirements
- Traditional North American bolted style dimensions
- Class aR performance
- Direct bus-bar mount or stud mount design
- RoHS Compliant applications

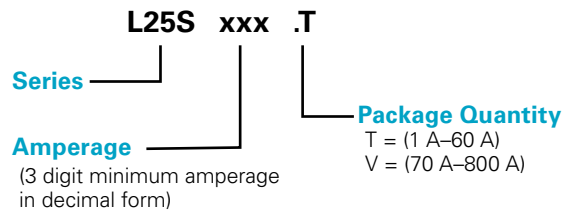
Applications

- Power converters (inverters, rectifiers, UPS)
- Power supplies
- Industrial heaters
- Variable speed drives
- Battery chargers
- Soft starters

Specifications

Voltage Ratings	Ac: 250 V Dc: 200 V–250 V
Ampere Range	1–800 A
Interrupting Rating	Ac: 200 kA Dc: 20 kA Self Certified
Approvals	UL Recognized (File: E71611) CSA Recognized (File: LR29862)
Time Constant	10 ms
Material	Body: melamine Caps: copper alloy (silver plated)
Mounting Type	Cylindrical (10–30 A) Bolted Tags (35–800 A)
Environmental	RoHS
Country of Origin	Mexico
Operating Temperature	-55 °C to +125 °C
Storage Temperature	Up to 35 °C with Relative Humidity <65 %

Part Numbering System



SERIES	AMPERAGE	CATALOG NUMBER	ORDERING NUMBER
L25S	1	L25S001	L25S001.T
L25S	100	L25S100	L25S100.V

Recommended Fuse Holders

1LFS101/1LFS102
LSCR001/LSCR002
107/127 Series (1-30A)
LFH25030 (1-30A)

Web Resources

For additional information, visit: Littelfuse.com/high-speed

Note: high-speed fuses are designed for fixed installations. They are not intended for use in moving vehicle applications.

POWR-GARD® Fuse

L25S SERIES TRADITIONAL HIGH-SPEED

Electrical Specifications

CATALOG NUMBER	AMPERAGE RATING	VOLTAGE RATING		INTERRUPT RATING	
		AC	DC	AC	DC
L25S001	1	250	250	200 kA	20 kA
L25S002	2	250	250	200 kA	20 kA
L25S003	3	250	250	200 kA	20 kA
L25S004	4	250	250	200 kA	20 kA
L25S005	5	250	250	200 kA	20 kA
L25S006	6	250	250	200 kA	20 kA
L25S008	8	250	250	200 kA	20 kA
L25S010	10	250	250	200 kA	20 kA
L25S012	12	250	250	200 kA	20 kA
L25S015	15	250	250	200 kA	20 kA
L25S020	20	250	250	200 kA	20 kA
L25S025	25	250	250	200 kA	20 kA
L25S030	30	250	250	200 kA	20 kA
L25S035	35	250	250	200 kA	20 kA
L25S040	40	250	250	200 kA	20 kA
L25S045	45	250	250	200 kA	20 kA
L25S050	50	250	250	200 kA	20 kA
L25S060	60	250	250	200 kA	20 kA
L25S070	70	250	250	200 kA	20 kA
L25S080	80	250	250	200 kA	20 kA
L25S090	90	250	250	200 kA	20 kA
L25S100	100	250	250	200 kA	20 kA
L25S125	125	250	250	200 kA	20 kA
L25S150	150	250	250	200 kA	20 kA
L25S175	175	250	250	200 kA	20 kA
L25S200	200	250	250	200 kA	20 kA
L25S225	225	250	200	200 kA	20 kA
L25S250	250	250	200	200 kA	20 kA
L25S275	275	250	200	200 kA	20 kA
L25S300	300	250	200	200 kA	20 kA
L25S350	350	250	200	200 kA	20 kA
L25S400	400	250	200	200 kA	20 kA
L25S450	450	250	200	200 kA	20 kA
L25S500	500	250	200	200 kA	20 kA
L25S600	600	250	200	200 kA	20 kA
L25S700	700	250	200	200 kA	20 kA
L25S800	800	250	200	200 kA	20 kA

POWR-GARD® Fuse

L25S SERIES TRADITIONAL HIGH-SPEED

Ordering Information

SERIES	AMPERAGE	AMPERE CODE	CATALOG NUMBER	ORDERING NUMBER	PACK QUANTITY	UPC
L25S	1	001.	L25S001	L25S001.T	10 Pcs/Box	07945884001
L25S	2	002.	L25S002	L25S002.T	10 Pcs/Box	07945884002
L25S	3	003.	L25S003	L25S003.T	10 Pcs/Box	07945884003
L25S	4	004.	L25S004	L25S004.T	10 Pcs/Box	07945884004
L25S	5	005.	L25S005	L25S005.T	10 Pcs/Box	07945884005
L25S	6	006.	L25S006	L25S006.T	10 Pcs/Box	07945884006
L25S	8	008.	L25S008	L25S008.T	10 Pcs/Box	07945884008
L25S	10	010.	L25S010	L25S010.T	10 Pcs/Box	07945884010
L25S	12	012.	L25S012	L25S012.T	10 Pcs/Box	07945884012
L25S	15	015.	L25S015	L25S015.T	10 Pcs/Box	07945884015
L25S	20	020.	L25S020	L25S020.T	10 Pcs/Box	07945884020
L25S	25	025.	L25S025	L25S025.T	10 Pcs/Box	07945884025
L25S	30	030.	L25S030	L25S030.T	10 Pcs/Box	07945884030
L25S	35	035.	L25S035	L25S035.T	10 Pcs/Box	07945884035
L25S	40	040.	L25S040	L25S040.T	10 Pcs/Box	07945884040
L25S	45	045.	L25S045	L25S045.T	10 Pcs/Box	07945884045
L25S	50	050.	L25S050	L25S050.T	10 Pcs/Box	07945884050
L25S	60	060.	L25S060	L25S060.T	10 Pcs/Box	07945884060
L25S	70	070.	L25S070	L25S070.V	5 Pcs/Box	07945884070
L25S	80	080.	L25S080	L25S080.V	5 Pcs/Box	07945884080
L25S	90	090.	L25S090	L25S090.V	5 Pcs/Box	07945884090
L25S	100	100.	L25S100	L25S100.V	5 Pcs/Box	07945884100
L25S	125	125.	L25S125	L25S125.V	5 Pcs/Box	07945884125
L25S	150	150.	L25S150	L25S150.V	5 Pcs/Box	07945884150
L25S	175	175.	L25S175	L25S175.V	5 Pcs/Box	07945884175
L25S	200	200.	L25S200	L25S200.V	5 Pcs/Box	07945884200
L25S	225	225.	L25S225	L25S225.V	5 Pcs/Box	07945884225
L25S	250	250.	L25S250	L25S250.V	5 Pcs/Box	07945884250
L25S	275	275.	L25S275	L25S275.V	5 Pcs/Box	07945884275
L25S	300	300.	L25S300	L25S300.V	5 Pcs/Box	07945884300
L25S	350	350.	L25S350	L25S350.V	5 Pcs/Box	07945884350
L25S	400	400.	L25S400	L25S400.V	5 Pcs/Box	07945884400
L25S	450	450.	L25S450	L25S450.V	5 Pcs/Box	07945884450
L25S	500	500.	L25S500	L25S500.V	5 Pcs/Box	07945884500
L25S	600	600.	L25S600	L25S600.V	5 Pcs/Box	07945884600
L25S	700	700.	L25S700	L25S700.V	5 Pcs/Box	07945884700
L25S	800	800.	L25S800	L25S800.V	5 Pcs/Box	07945884800

Dimensions

AMPERE RATING	FIG. NO.	DIMENSIONS INCHES (MM)							
		A	B	C	D	E	F	G	H
1 – 30	1	2 (50.8)	—	½ (12.7)	9/16 (14.3)	—	—	—	—
31 – 60	2	1 5/8 (41.3)	2 ¼ (57.2)	2 ½ (63.5)	3 3/16 (81.0)	1 3/16 (20.6)	2 9/32 (18.3)	1 1/32 (8.7)	1/8 (3.2)
61 – 200	3	1 5/8 (41.3)	2 5/16 (58.7)	2 7/16 (61.9)	3 1/8 (79.4)	1 7/32 (31.0)	1 (25.4)	5/16 (7.9)	3/16 (4.8)
201 – 700	3	1 11/32 (40.5)	2 9/32 (57.9)	2 29/32 (73.8)	3 27/32 (97.6)	1 ½ (38.1)	1 (25.4)	1 3/32 (10.3)	¼ (6.4)
701 – 800	3	1 11/32 (40.5)	2 9/32 (57.9)	2 29/32 (73.8)	3 27/32 (97.6)	2 (50.8)	1 ½ (38.1)	1 3/32 (10.3)	¼ (6.4)

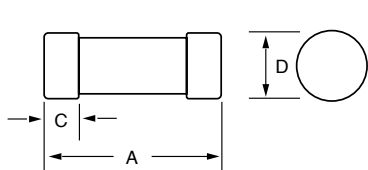


Figure 1

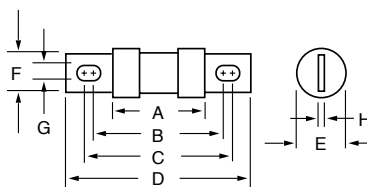


Figure 2

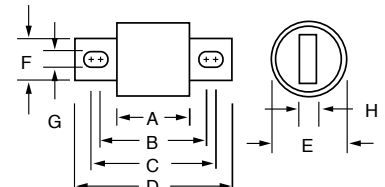
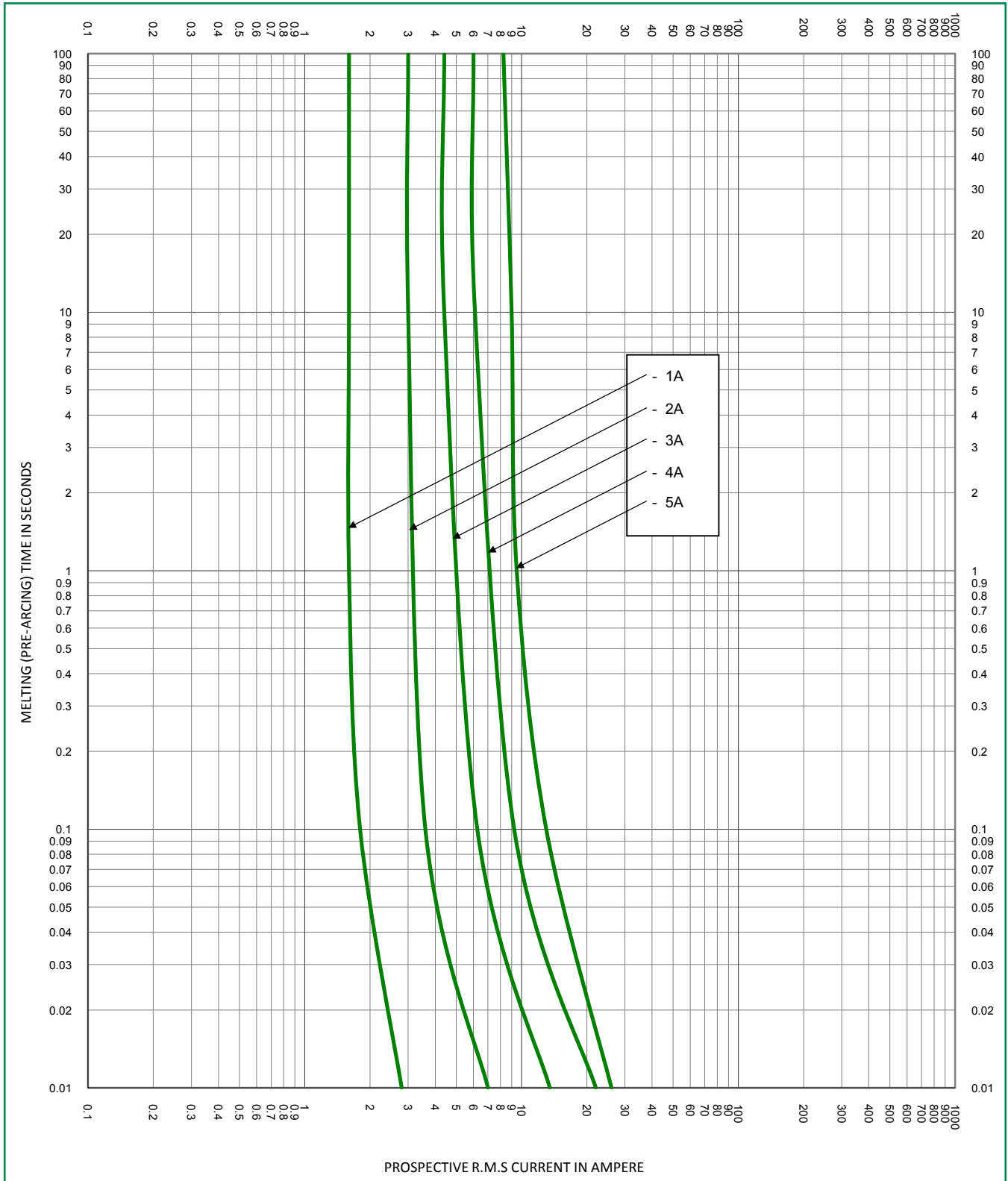
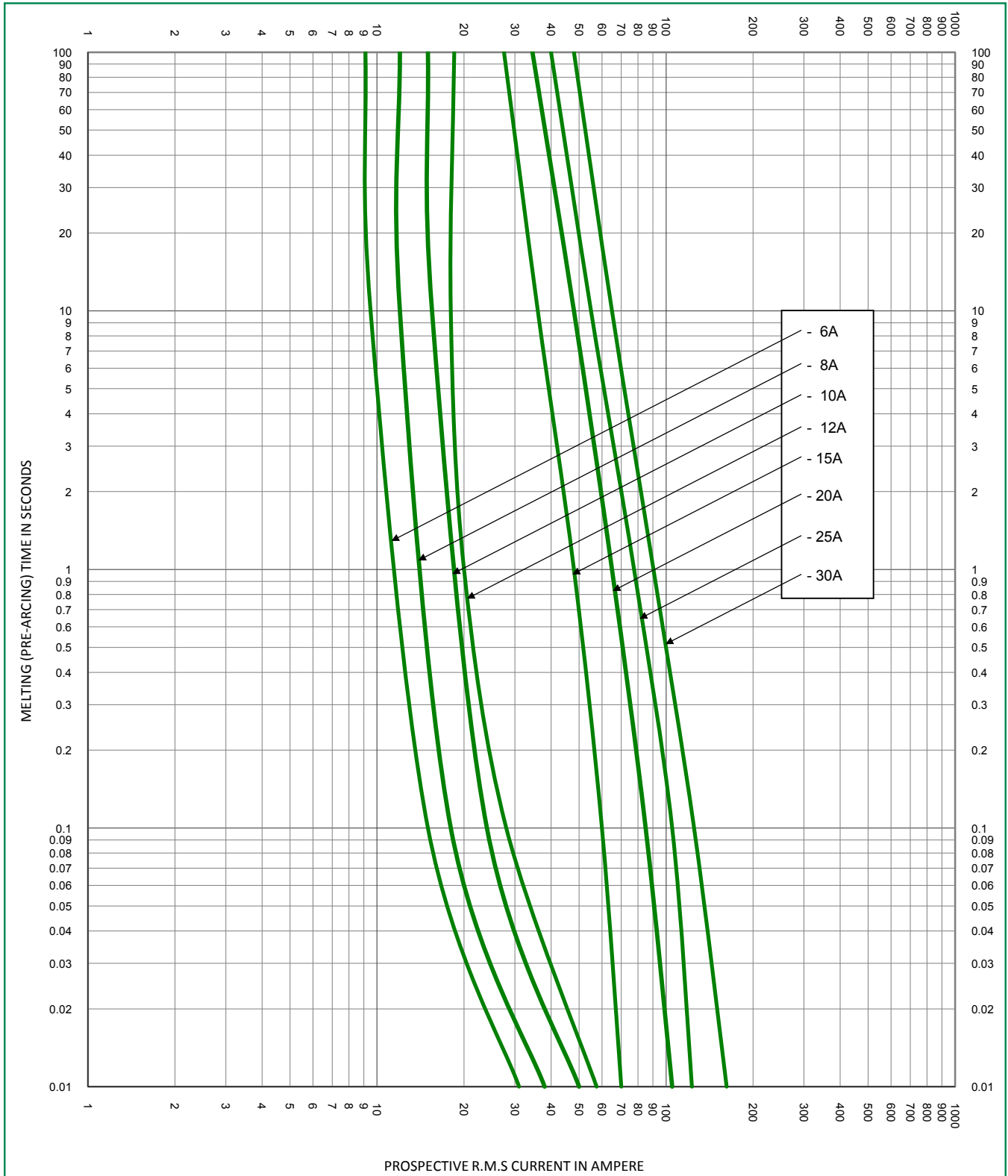


Figure 3

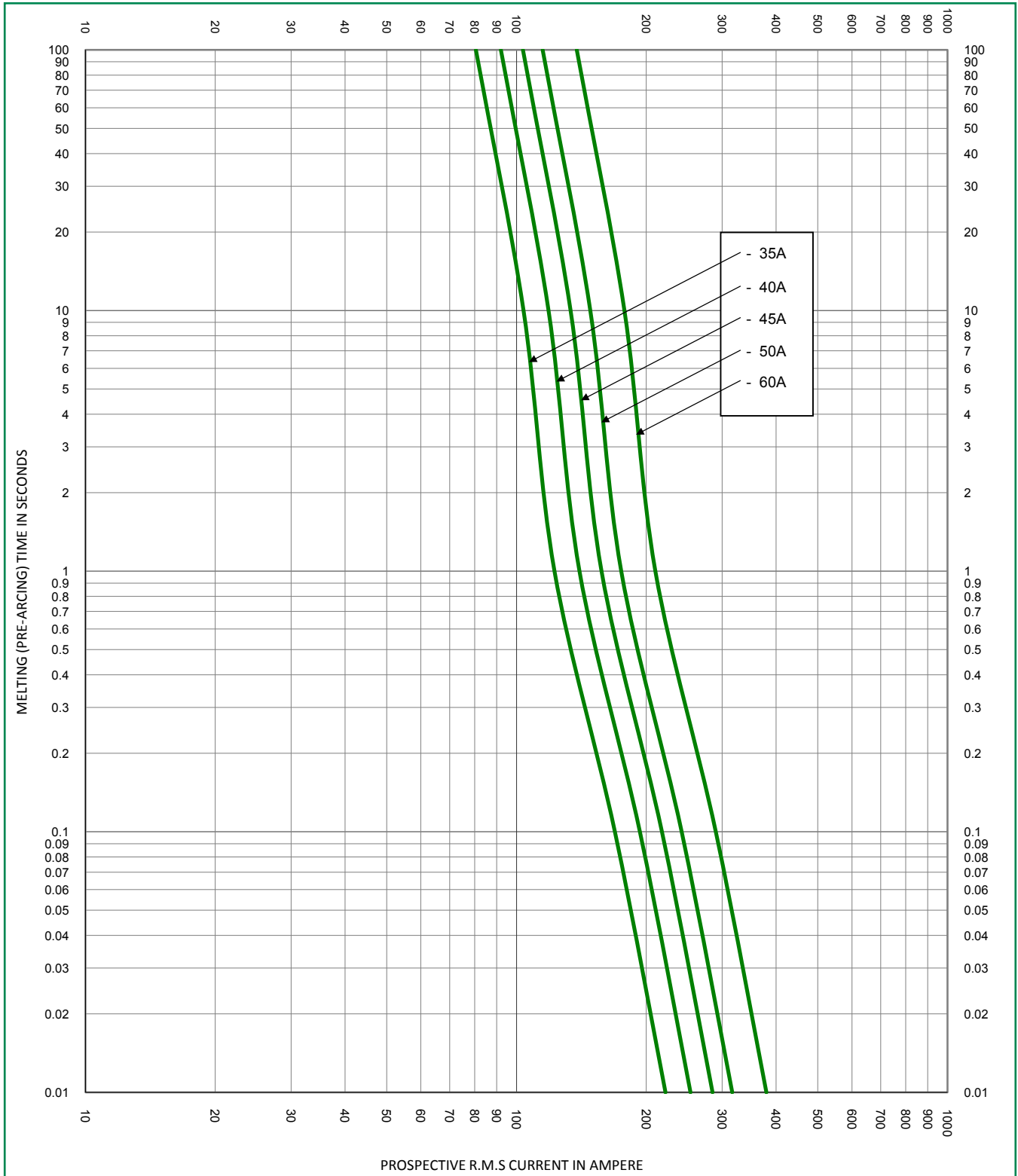
Time Current Curve



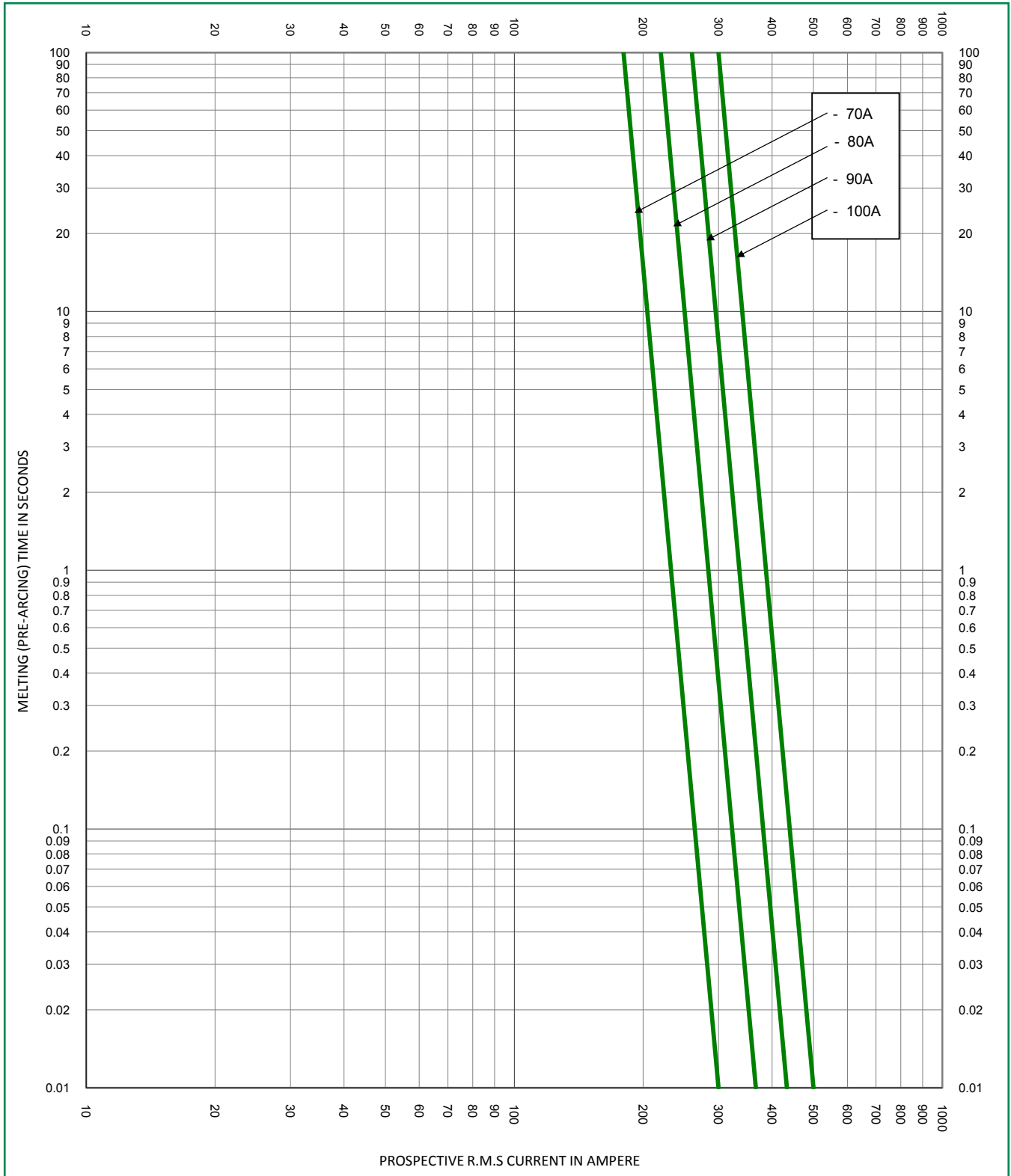
Time Current Curve



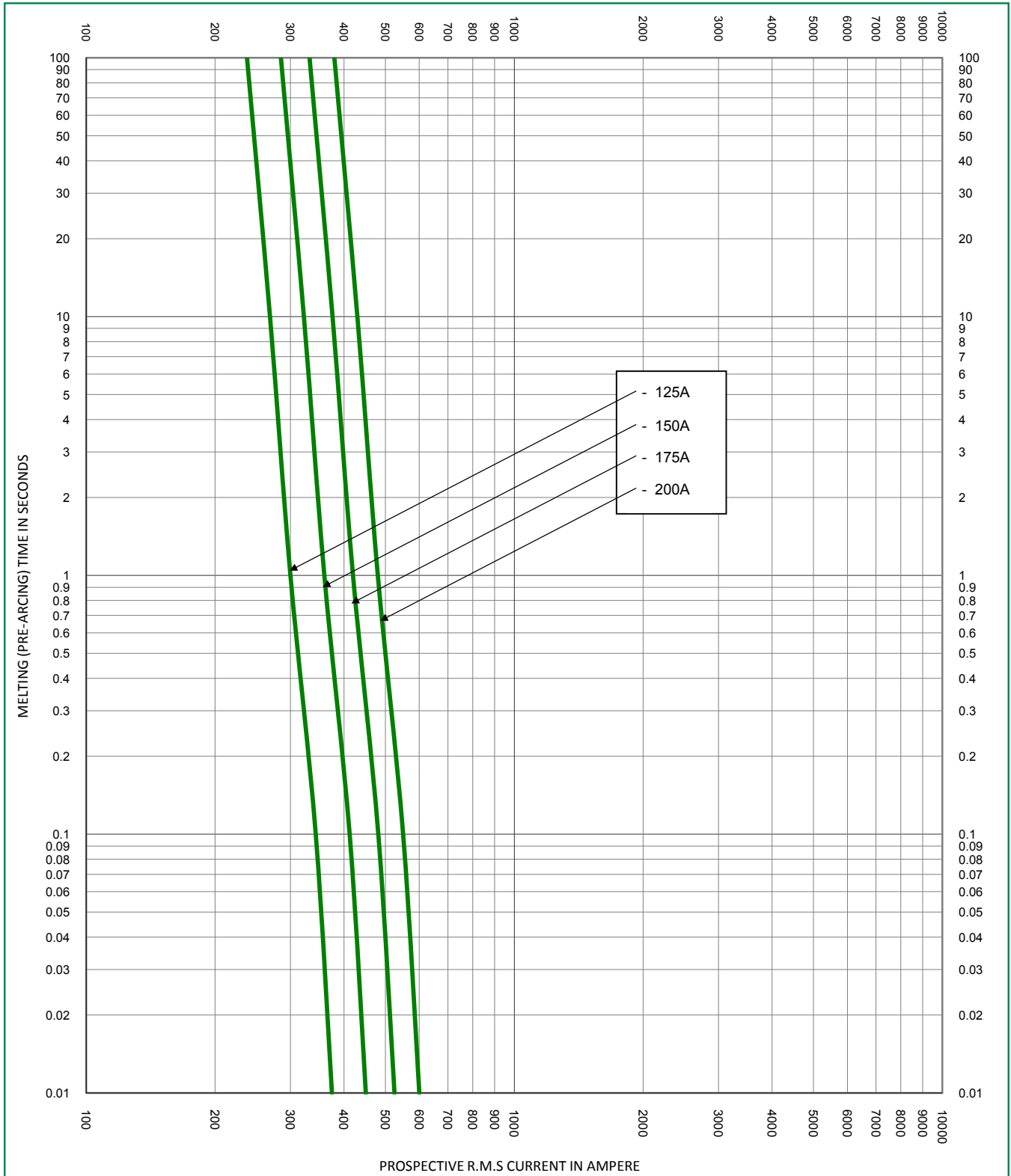
Time Current Curve



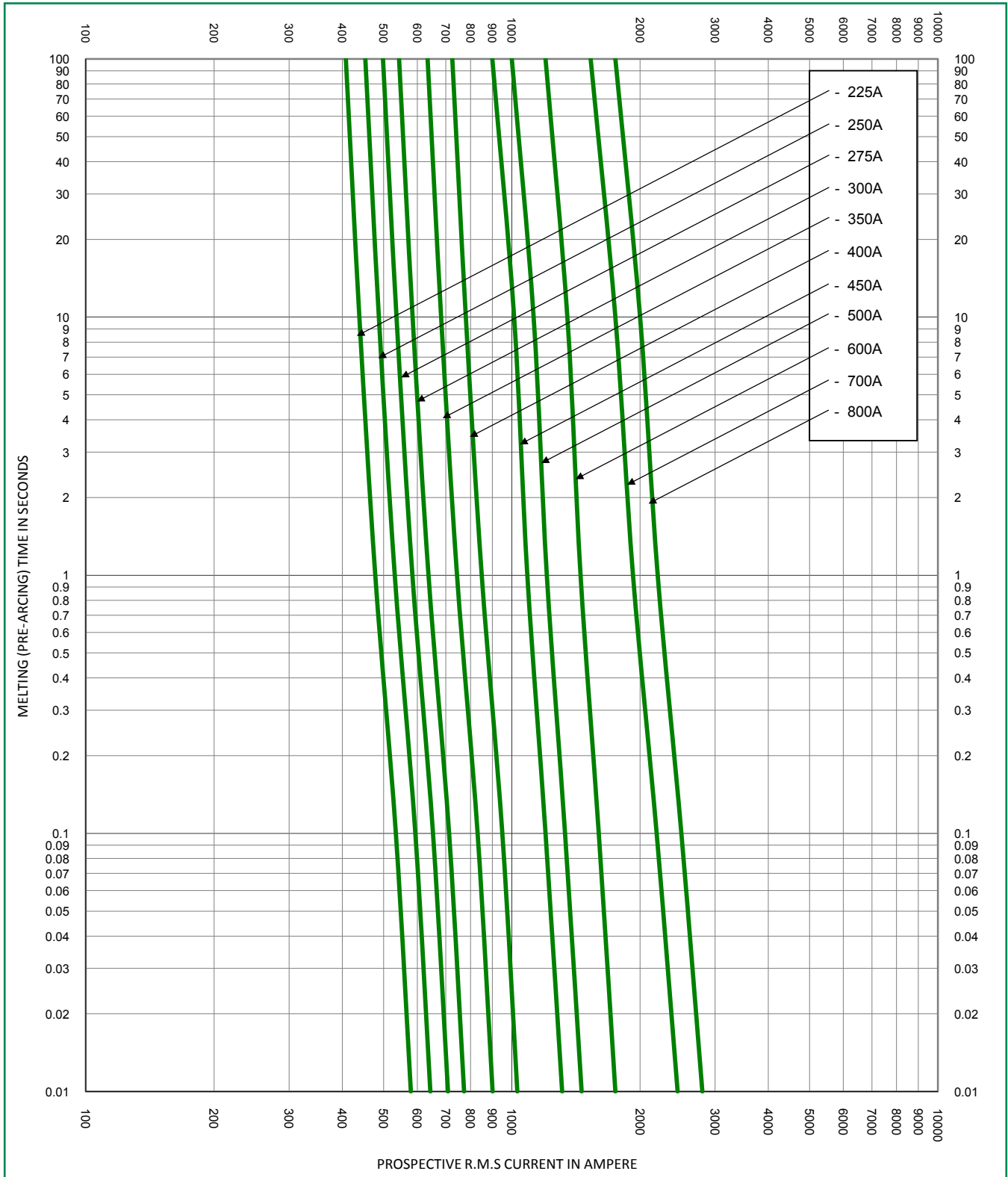
Time Current Curve



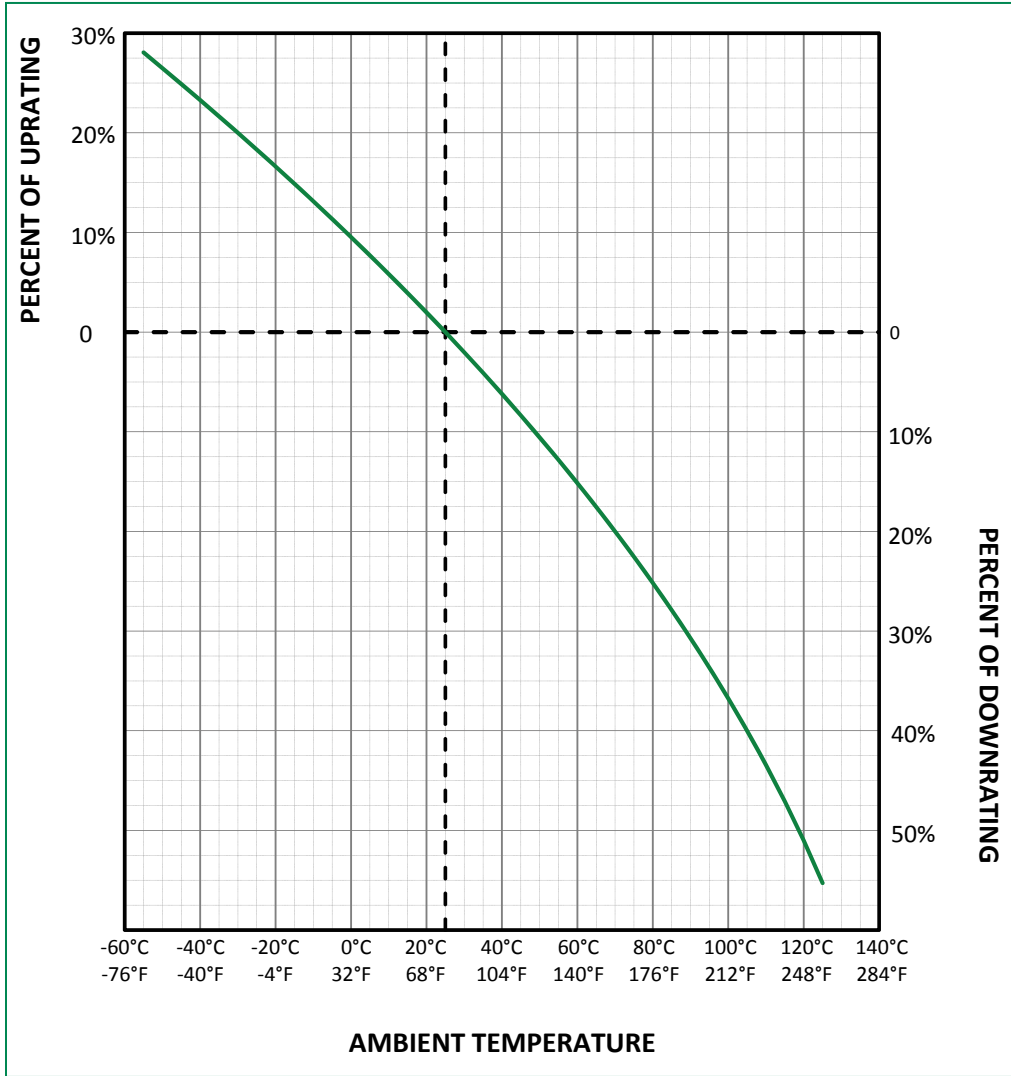
Time Current Curve



Time Current Curve



Temperature De-rating Curve
(temperature of air immediately surrounding fuse)



Disclaimer Notice – Littelfuse products are not designed for, and shall not be used for, any purpose (including, without limitation, automotive, military, aerospace, medical, life-saving, life-sustaining or nuclear facility applications, devices intended for surgical implant into the body, or any other application in which the failure or lack of desired operation of the product may result in personal injury, death, or property damage) other than those expressly set forth in applicable Littelfuse product documentation. Warranties granted by Littelfuse shall be deemed void for products used for any purpose not expressly set forth in applicable Littelfuse documentation. Littelfuse shall not be liable for any claims or damages arising out of products used in applications not expressly intended by Littelfuse as set forth in applicable Littelfuse documentation. The sale and use of Littelfuse products is subject to Littelfuse Terms and Conditions of Sale, unless otherwise agreed by Littelfuse.
Littelfuse.com/Product-Disclaimer