

## MODELS: LSRX LSRX-C

### AC CURRENT SENSOR



II-LSRX-B

## DANGER!



**HAZARDOUS VOLTAGES MAY BE PRESENT DURING INSTALLATION.**  
Electrical shock can cause death or serious injury.  
Installation should be done by qualified personnel following all national, state and local electrical codes.



**BE SURE POWER IS DISCONNECTED PRIOR TO INSTALLATION!**  
**FOLLOW NATIONAL, STATE AND LOCAL CODES.**  
**READ THESE INSTRUCTIONS ENTIRELY BEFORE INSTALLATION.**

SymCom's load sensor Models LSRX and LSRX-C are self-powered and are designed to energize the output contact whenever 4.5 Amps or greater is present. It is commonly used as an AC current proof relay to indicate if a motor is operating. It has an LED to indicate the status of the relay. It can be used to interlock fans, compressors and motors; to indicate equipment status such as feed rates, tool wear, loss of prime on pumps, mixer viscosity and all types of current sensing conditions; or to stage pump motors, chillers or other machinery.

This device combines a current transformer (CT), transducer and high current output relay together to switch alarm circuits, contactors and most resistive or inductive loads. The LSRX can perform the function of an auxiliary contact, yet has the advantages of universal application and isolation.

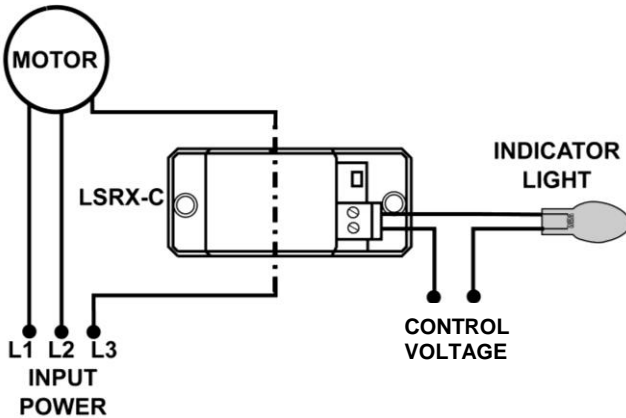


Figure 1: Typical Wiring Diagram

### CONNECTIONS

1. Requires no external power, power is induced from the AC conductor.
2. The Model LSRX uses quick-connect terminals.
3. The Model LSRX-C uses depluggable screw terminals.
4. Has an optional header for a remote fiber optic panel indicator. See Figure 2.

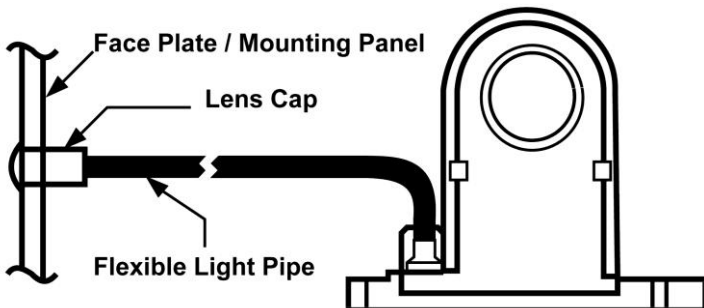
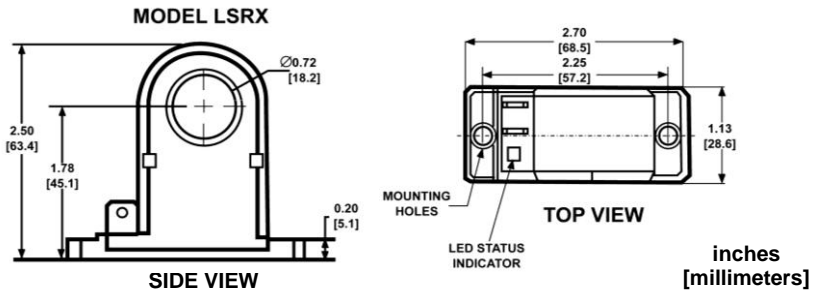


Figure 2: Optional Remote Fiber Optic Panel Indicator

## OPERATION

When 4.5 Amps or greater is detected the relay is energized, the LED will turn on to signify that the relay is indeed closed and that the device being monitored is operating.

## DIMENSIONS



## LSRX, LSRX-C SPECIFICATIONS

<b>Input Characteristics</b>	
Operating Current	5-200A Continuous
Minimum Pull-in-Current	4.5A (typical), 7.0A (max)*
Power	Induced from AC conductor
<b>Output Characteristics</b>	
Relay Output Rating (SPST - Form A)	
Pilot Duty	480VA @ 240VAC, B300
General Purpose	5A @ 240VAC
Electrical Life	1x10 <sup>5</sup> operations at rated load
Mechanical Life	1x10 <sup>7</sup> operations
Maximum Conductor Diameter	0.70 in.
LSRX	0.25" quick-connect
LSRX-C	Depluggable screw terminals
Torque Rating	3.0 in.-lbs.
<b>General Characteristics</b>	
Temperature Range	
Operating	-20° to 70°C (-4° to 158°F)
Storage	-40° to 80°C (-40° to 176°F)
Hole Size	0.72 in. diameter
Wire Size	12-26 AWG
Output Relay Status Indicator	LED
Relative Humidity	10-95%, non-condensing per IEC 68-2-3
Standards Passed	
Electrostatic Discharge (ESD)	IEC 61000-4-2, Level 2, 4kV contact, 4kV air
Fast Transient Burst	IEC 61000-4-4, Level 3, 2kV power, 1kV input/output
	IEC 61000-4-5, Level 3, 2kV line-to-line;
Surge	2kV line-to-ground
Safety Marks	
UL	LSRX-C: UL508 (File #E68520)
	LSRX: UL508 Recognized (File #E68520)
CE	IEC 60947
Dimensions	2.7"H x 1.13"W x 2.5"D (68.58 x 28.7 x 63.5mm)
Weight	0.3 lb. (4.8 oz., 136.08 g)
Mounting Method	Surface Mount
	*Conductors may be looped for smaller motor applications.
	Caution: This product should not be relied upon in life or safety applications.

For warranty information, please see **Terms and Conditions** at  
[www.symcom.com](http://www.symcom.com)

Visit us at [www.symcom.com](http://www.symcom.com) to see  
*our complete product listing!*

*Need something special?*

*Contact SymCom today  
for your custom solution!  
800-843-8848*