

Midget 10x38mm Fuses

FLA Series Slo-Blo® Indicating Type

Indicating Slo-Blo® • 5AG Size Fuse



Description

The FLA series fuses are 125 V ac, pin-indicating, time-delay fuses for protection of control circuit transformers, solenoids, and other circuits with high in-rush currents. A metal indicator pin pops out 0.3" when the fuse opens, providing a visual indication of an open fuse. This built-in, blown-fuse indication quickly identifies which fuse or fuses within an electrical panel or system have blown. The time-delay design can carry an overload several times the normal load for a short period of time without blowing. FLA series fuses can be used in conjunction with special fuse blocks to operate mechanical signal switches or energize alarm circuits. Fuses rated at 12–30 amperes have dual-tube construction.

Features & Benefits

FEATURES	BENEFITS
Indicating capability	Ensures reduced downtime, increased safety, and reduced troubleshooting delays
Time-delay	Allows for a temporary current surge for a short period of time without blowing
POWR-GARD® technology	Ensures reliable overcurrent protection
Dual-tube construction	Improved protection from overcurrents

Applications

- Control circuit transformers
- Solenoids
- Circuits with high in-rush currents

Specifications

Voltage Ratings	125 V ac
Ampere Range	1/10–30 A
Interrupting Rating	10,000 A
Applicable Standards	UL 248-14
Indicating Pin	Extends 0.3" when fuse opens.*

*NOTE: Fuses rated 12–30 amperes have dual-tube construction.

Midget 10x38mm Fuses

FLA Series Slo-Blo® Indicating Type

Certification & Compliance

UL

UL Listed File E10480

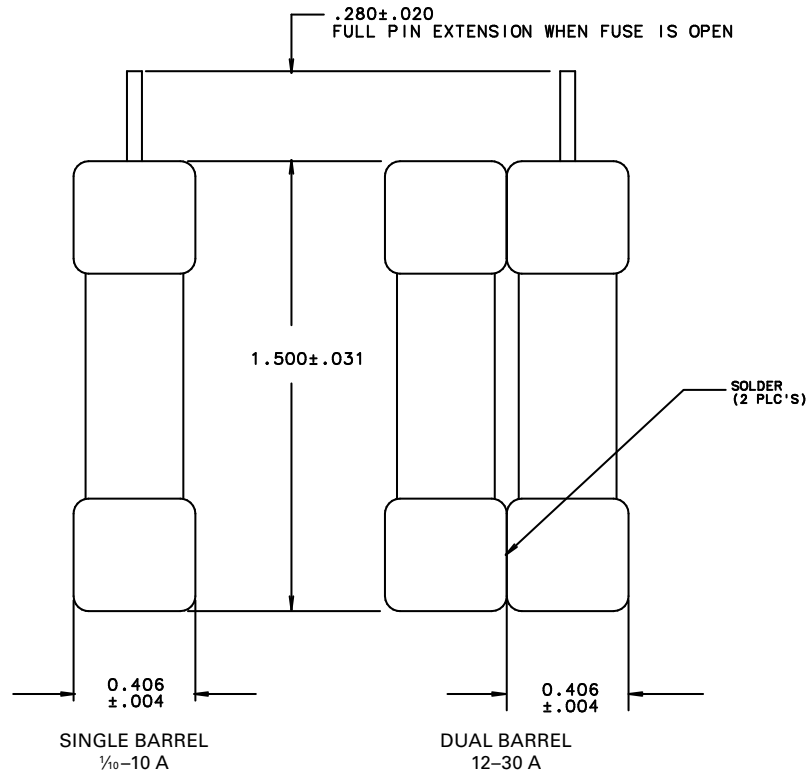
Ordering Information

AMPERE	CATALOG NUMBER	PRODUCT MARKING	PACK QUANTITY	ORDERING NUMBER	UPC	AGENCY APPROVALS
						UL
1/10	FLA.100	FLA 1/10 A	10	OFLA.100T	07945813011	•
15/100	FLA.150	FLA 15/100 A	10	OFLA.150T	07945813013	•
3/10	FLA.200	FLA 3/10 A	10	OFLA.200T	07945813018	•
1/4	FLA.250	FLA 1/4 A	10	OFLA.250T	07945813019	•
3/10	FLA.300	FLA 3/10 A	10	OFLA.300T	07945800080	•
4/10	FLA.400	FLA 4/10 A	10	OFLA.400T	07945813023	•
1/2	FLA.500	FLA 1/2 A	10	OFLA.500T	07945813024	•
6/10	FLA.600	FLA 6/10 A	10	OFLA.600T	07945800081	•
8/10	FLA.800	FLA 8/10 A	10	OFLA.800T	07945800082	•
1	FLA001	FLA 1A	10	OFLA001.T	07945813031	•
1 1/8	FLA1.12	FLA 1 1/8 A	10	OFLA1.12T	07945813032	•
1 1/4	FLA1.25	FLA 1 1/4 A	10	OFLA1.25T	07945813034	•
1 3/10	FLA01.4	FLA 1 3/10 A	10	OFLA01.4T	07945813036	•
1 1/2	FLA01.5	FLA 1 1/2 A	10	OFLA01.5T	07945813037	•
1 5/10	FLA01.6	FLA 1 5/10 A	10	OFLA01.6T	07945813038	•
1 7/10	FLA01.8	FLA 1 7/10 A	10	OFLA01.8T	07945813040	•
2	FLA002	FLA 2A	10	OFLA002.T	07945813041	•
2 1/4	FLA2.25	FLA 2 1/4 A	10	OFLA2.25T	07945813042	•
2 1/2	FLA02.5	FLA 2 1/2 A	10	OFLA02.5T	07945813043	•
2 5/10	FLA02.8	FLA 2 5/10 A	10	OFLA02.8T	07945813046	•
3	FLA003	FLA 3A	10	OFLA003.T	07945813047	•
3 3/10	FLA03.2	FLA 3 3/10 A	10	OFLA03.2T	07945813049	•
3 1/2	FLA03.5	FLA 3 1/2 A	10	OFLA03.5T	07945813051	•
4	FLA004	FLA 4A	10	OFLA004.T	07945813053	•
4 1/2	FLA04.5	FLA 4 1/2 A	10	OFLA04.5T	07945813054	•
5	FLA005	FLA 5A	10	OFLA005.T	07945813055	•
5 5/10	FLA05.6	FLA 5 5/10 A	10	OFLA05.6T	07945813056	•
6	FLA006	FLA 6A	10	OFLA006.T	07945813058	•
6 1/4	FLA6.25	FLA 6 1/4 A	10	OFLA6.25T	07945813059	•
7	FLA007	FLA 7A	10	OFLA007.T	07945813061	•
8	FLA008	FLA 8A	10	OFLA008.T	07945813063	•
10	FLA010	FLA 10A	10	OFLA010.T	07945813065	•
12	FLA012	FLA 12A	5	OFLA012.V	07945813066	•
15	FLA015	FLA 15A	5	OFLA015.V	07945813068	•
20	FLA020	FLA 20A	5	OFLA020.V	07945813071	•
25	FLA025	FLA 25A	5	OFLA025.V	07945813072	•
30	FLA030	FLA 30A	5	OFLA030.V	07945813073	•

Midget 10x38mm Fuses

FLA Series Slo-Blo® Indicating Type

Dimensions Inches



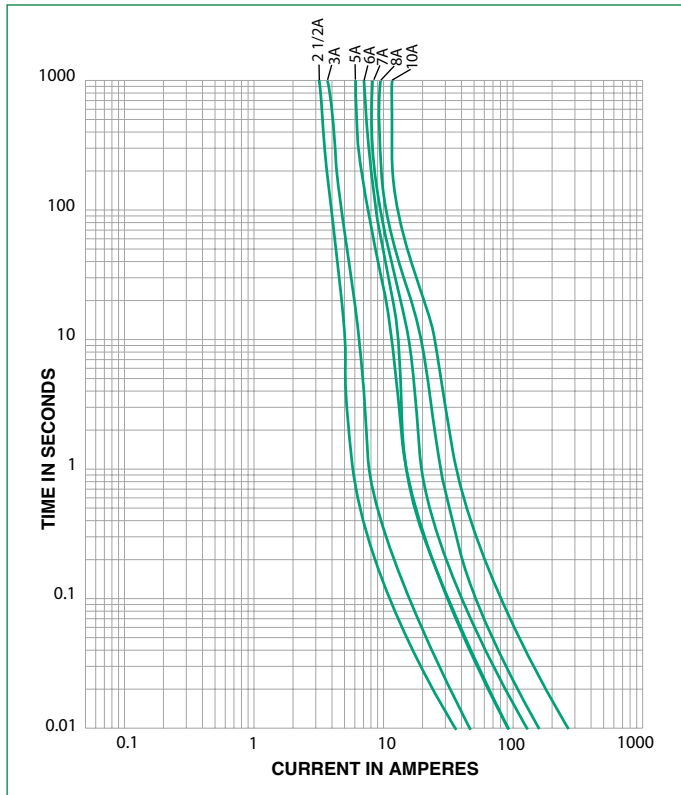
Electrical Characteristics

% OF AMPERE RATING	AMPERE RATING	OPENING TIME
100%	0-30	Until temp stabilizes
135%	0-30	1 hours, Maximum
200%	0-3	2 minutes Maximum, 5 seconds Minimum
	3.2-30	2 minutes Maximum, 12 seconds Minimum

Midget 10x38mm Fuses

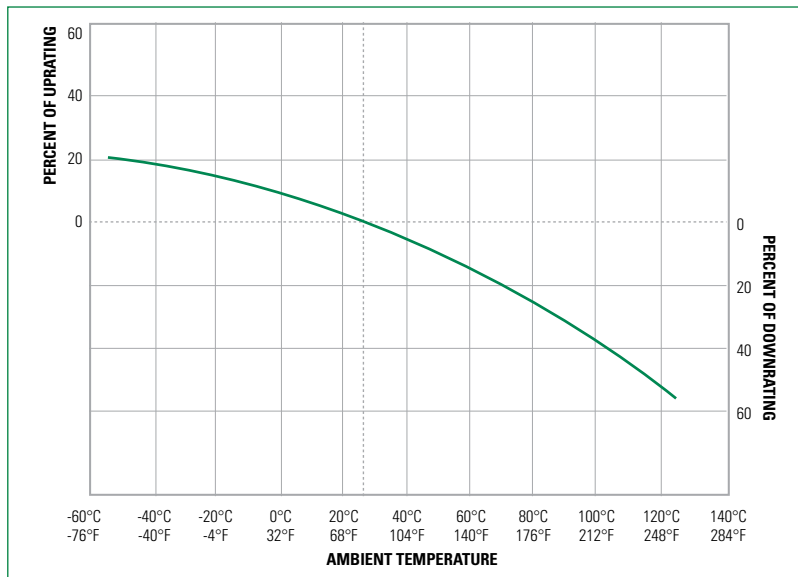
FLA Series Slo-Blo® Indicating Type

Average Time Current Curves



Temperature Derating Curve

Ambient temperature: temperature of air immediately surrounding fuse



Disclaimer Notice – Information furnished is believed to be accurate and reliable. However, users should independently evaluate the suitability of and test each product selected for their own applications. Littelfuse products are not designed for, and may not be used in, all applications. Read complete Disclaimer Notice at www.littelfuse.com/product-disclaimer.