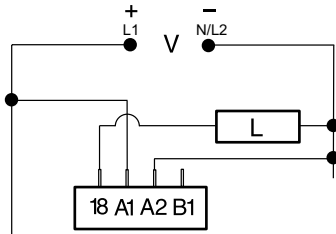


DSQU / DSTU SERIES

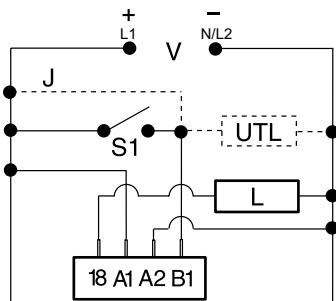


Wiring & Adjustment Diagrams

DELAY-ON-MAKE & RECYCLING



SINGLE SHOT, INTERVAL & DELAY-ON-BREAK



V = Voltage
L = Load
J = Wire Required for Interval Operation
S1 = Initiate Switch
UTL = Optional Untimed Load

ADJUSTMENTS

DOM	A <input type="checkbox"/>	B <input type="checkbox"/>
SS	A <input type="checkbox"/>	B <input type="checkbox"/>
R	A <input type="checkbox"/>	B <input type="checkbox"/>
DOB	A <input type="checkbox"/>	B <input type="checkbox"/>

DOM = Delay-on-Make
SS = Single Shot/Interval
R = Recycling
DOB = Delay-on-Break

R	M	S	I
0.1-6.3s	X0.1s	C <input type="checkbox"/> E <input type="checkbox"/> D <input type="checkbox"/> F <input type="checkbox"/>	0.1s
1-63s	X1s	C <input type="checkbox"/> E <input type="checkbox"/> D <input type="checkbox"/> F <input type="checkbox"/>	1s
10-630s	X10s	C <input type="checkbox"/> E <input type="checkbox"/> D <input type="checkbox"/> F <input type="checkbox"/>	10s
1-63m	X1m	C <input type="checkbox"/> E <input type="checkbox"/> D <input type="checkbox"/> F <input type="checkbox"/>	1m

R = Range
M = Multiplier
S = Setting
I = Increments of time



Add switches in ON position
TD = 2+8+16=26

Description

The DSQU and DSTU Series of 17.5 mm, switch adjustable, universal solid-state timers offer multiple functions, voltages, and time delay ranges. Choose one of 5 functions and 4 time delay ranges via 4 selection switches located on face of the unit. Six switches adjust the time delay through the selected range.

The DSQU Series has quick connect terminals and the DSTU Series has terminal blocks.

Features & Benefits

FEATURES	BENEFITS
Universal AC or DC voltage	Choose from 24 to 240VAC or 9 to 110VDC models
Compact 17.5mm size	Allows for high rail density
Microcontroller based	Repeat Accuracy + / - 1%
Multifunction: 5 timing functions	Reduce stocking requirements
Knob Adjustable Time Delay	Field adjustable delay ranging from 0.1s - 100m
0.7A steady, 10A inrush solid-state output	Provides 100 million operations in typical conditions.
Mounting fasteners included	Each unit ships with both surface and DIN rail quick mount adapters
Watchdog circuitry	Self monitoring and self correcting for improved performance

Accessories



P1015-13 (AWG 10/12), **P1015-64** (AWG 14/16), **P1015-14** (AWG 18/22) **Female Quick Connect**
These 0.25 in. (6.35 mm) female terminals are constructed with an insulator barrel to provide strain relief.



P0500-178 Surface Mount Adapter
P0500-179 DIN Rail Mount Adapter
For use with the ASxx/DSxx Series timers.

Ordering Information

MODEL	INPUT VOLTAGE	CONNECTION
DSQUA3	24 - 240VAC	Quick Connects
DSQUD3	9 - 110VDC	Quick Connects
DSTUA3	24 - 240VAC	Terminal Blocks
DSTUD3	9 - 110VDC	Terminal Blocks

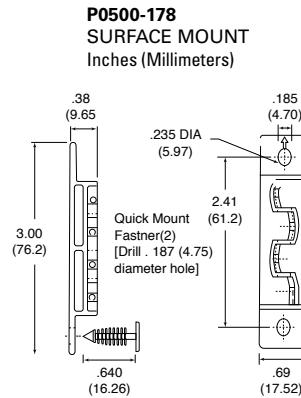
If you don't find the part you need, call us for a custom product 800-843-8848

DSQU / DSTU SERIES

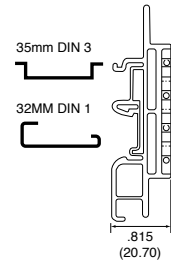
Specifications

Time Delay Type	Microcontroller based with ceramic resonator and watchdog circuitry
Adjustment	6 switches adjust the time delay; 2 switches select 1 of 4 multipliers
Range*	x0.1s = 0.1 - 6.3s in 0.1s increments x1s = 1 - 63s in 1s increments x10s = 10 - 630s in 10s increments x1m = 1 - 63m in 1m increments
Repeat Accuracy	±0.1% or ±20ms, whichever is greater
Setting Accuracy	±2% or ±50ms, whichever is greater
Reset Time	≤ 300ms
Initiate Time	Single Shot & Delay-on-Break: ≤ 32ms
Time Delay vs Temp. & Voltage	±2% or ±50ms, whichever is greater
Input Voltage	AC: 24 to 240VAC; -20% - 10% DC: 9 to 110VDC; -0% - 20% @ -25°C 9.4 to 110VDC; -0% - 20% @ -40°C
AC Line Frequency/DC Ripple	50/60Hz / ≤ 10%
Output Type	Solid state
Form	NO
Rating	0.7A steady state, 10A inrush
Voltage Drop	AC ≅ 2.5V @ 0.7A; DC ≅ 1.5V @ 0.7A
Protection	IEEE C62.41-1991 Level A
Surge	Encapsulated
Circuitry	≥ 2000V RMS terminals to mounting surface
Dielectric Breakdown	DC units are reverse polarity protected
Polarity	
Mechanical	
Mounting	Two base adaptors are available
DIN Rail	Snap on to 32 mm DIN 1 & 35 mm DIN 3 rail
Surface	Two #6 (M3.5 x 0.6) screws or quick mount fasteners
Dimensions	H 76.2 mm (3.0"); W 17.52 mm (0.69"); D 61.2 mm (2.41")
Termination	
DSQU	0.25 in. (6.35 mm) male quick connect terminals
DSTU	0.197 in. (5 mm) push-on terminal blocks for up to #14 AWG (2.5 mm ²) wire
Environmental	
Operating/Storage Temperature	-40° to 60°C / -40° to 85°C
Humidity	95% relative, non-condensing
Weight	≅ 4.2 oz (119 g)

Mounting Diagrams



P0500-179
DIN RAIL MOUNT
Inches (Millimeters)



*For CE approved applications, power must be removed from the unit when a switch position is changed.