

# Voltage Monitoring Relays

## 601-CS-D-P1 Series

Monitors a zero-sequence CT for high accuracy ground fault protection



### Description

The 601-CS-D-P1 series is a fully programmable, electronic, three-phase, power monitor designed to monitor three-phase systems. This unit has a single relay that can be configured as a general purpose network output or to trip on ground faults. The 601-CS-D-P1 monitors ground-fault current, phase currents, phase voltages, power factor, and frequency. The RS485MS-2W communications module allows the 601-CS-D-P1 to communicate using the Modbus RTU protocol. The Modbus connection can be used to monitor power parameters, set up the device or control the fault relay. A DeviceNet\* communications I/O module (CIO-601CS-DN-P1) is also available. This CIO module only works with the 601-CS-D-P1 unit. It is used for sending the information from the 601-CS-D-P1 over a DeviceNet\* network. It also provides I/O capabilities and the ability to set the parameters of the 601-CS-D-P1.

The 601-CS-D-P1 includes a built-in display that offers a visual indication for programming and viewing real-time parameters for nominal voltage, voltage unbalance, current, current unbalance, ground-fault warning, ground-fault trip, and ground-fault motor acceleration.

Note: This product must be used with an external zero-sequence CT (not included) for proper operation.

### Features & Benefits

FEATURES	BENEFITS
<b>Built-in display</b>	Visual indication for programming and viewing real-time parameters such as nominal voltage, voltage unbalance, current unbalance, ground-fault warning
<b>15 programmable parameters to control operations</b>	Allows the user to customize the protection required for a specific system
<b>Two programmable trip delay timers</b>	Program separate trip delay time for motor acceleration and ground fault
<b>Network communications capability</b>	Compatible with Modbus RTU and DeviceNet* protocols with the use of separate communications module

### Applications

- For monitoring a zero-sequence current transformer for ground-fault protection

\*DeviceNet is a trademark of its respective owner.

# Voltage Monitoring Relays

## 601-CS-D-P1 Series

### Specifications

#### Input Characteristics

<b>Line Voltage</b>	200–480 V ac
<b>Frequency</b>	50/60 Hz
<b>Motor Full Load Amp Range</b>	0.5–175 A (direct) 176–800 A (CTs required)
<b>Input Ground Fault Current</b>	0.5–10 A

#### Functional Characteristics

<b>Output Contact Rating (SPDT)</b>	Pilot Duty 480 VA @ 240 V ac
<b>General Purpose</b>	10 A @ 240 V ac
<b>Expected Life</b>	
<b>Mechanical</b>	1 x 10 <sup>6</sup> operations
<b>Electrical</b>	1 x 10 <sup>5</sup> operations at rated load

#### General Characteristics

<b>Ambient Temperature Range</b>	
<b>Operating</b>	-20° to 70 °C (-4° to 158 °F)
<b>Storage</b>	-40° to 80 °C (-40° to 176 °F)
<b>Accuracy at 25 °C (77 °F)</b>	
<b>Voltage</b>	+/-1%
<b>Current</b>	+/-3% (<175 A direct)
<b>GF Current</b>	+/-3%
<b>Repeatability</b>	
<b>Voltage</b>	+/-0.5% of nominal voltage
<b>Current</b>	+/-1% (<175 A direct)
<b>Maximum Input Power</b>	10 W
<b>Pollution Degree</b>	3
<b>Class of Protection</b>	IP20
<b>Relative Humidity</b>	10–95%, non-condensing per IEC 68-2-3
<b>Terminal Torque</b>	7in.-lbs.
<b>Standards Passed</b>	
<b>Electrostatic Discharge (ESD)</b>	IEC 61000-4-2, Level 3, 6 kV contact, 8 kV air
<b>Radio Frequency Immunity Conducted</b>	IEC 61000-4-6, Level 3 10 V
<b>Radio Frequency Immunity, Radiated</b>	IEC 61000-4-3, Level 3, 10 V/m
<b>Fast Transient Burst</b>	IEC 61000-4-4, Level 3, 3.5 kV input power
<b>Short Circuit Rating</b>	100 kA rms, SYM, 600 V ac max.
<b>Surge</b>	
<b>Immunity</b>	IEC IEC 61000-4-5, Level 3, 2 kV line-to-line; Level 4, 4 kV line-to-ground
<b>ANSI/IEEE</b>	C62.41 Surge and Ring Wave Compliance to a level of 6 kV line-to-line
<b>High Potential Test</b>	Meets UL508 (2 x rated V +1000V for 1 minute)
<b>Max Conductor Size (with insulation)</b>	0.65"
<b>Dimensions</b>	<b>H</b> 77.47 mm (3.05"); <b>W</b> 97.79 mm (3.85"); <b>D</b> 128.27 mm (5.05")
<b>Weight</b>	1.2 lbs. (19.2 oz., 544.31 g)
<b>Mounting Method</b>	Surface mount (4 - #8 screws) or DIN-rail mount

### Certification & Compliance

<b>UL</b>	UL508 (File #E68520)
<b>CE</b>	IEC 60947-1, IEC 60947-5-1

# Voltage Monitoring Relays

## 601-CS-D-P1 Series

### Accessories

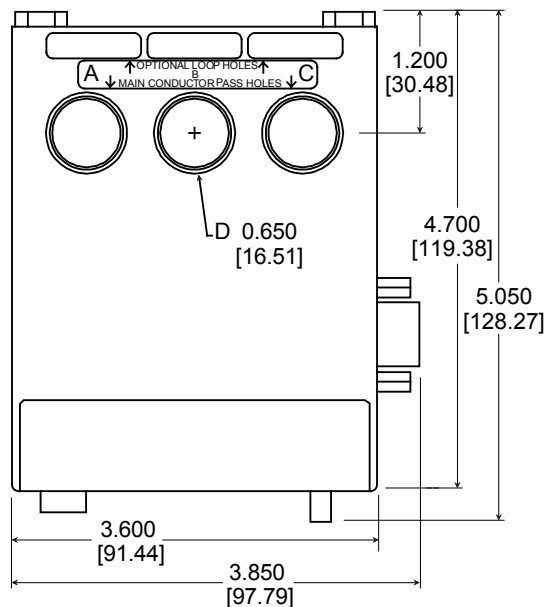
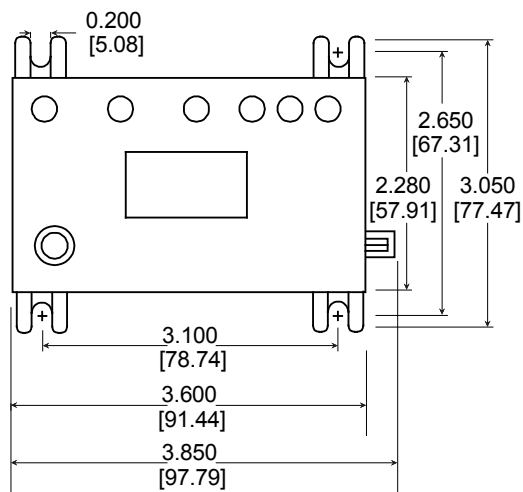
#### CIO-601CS-DN-P1 Module

Convenient, cost-effective DeviceNet\* interface device capable of providing discrete control and monitoring of motor starters, drives and other devices over a DeviceNet\* network.

### Ordering Information

MODEL	LINE VOLTAGE	DESCRIPTION
601-CS-D-P1	200–480 V ac	Fully programmable, electronic, three-phase, power monitor designed to monitor three-phase systems.

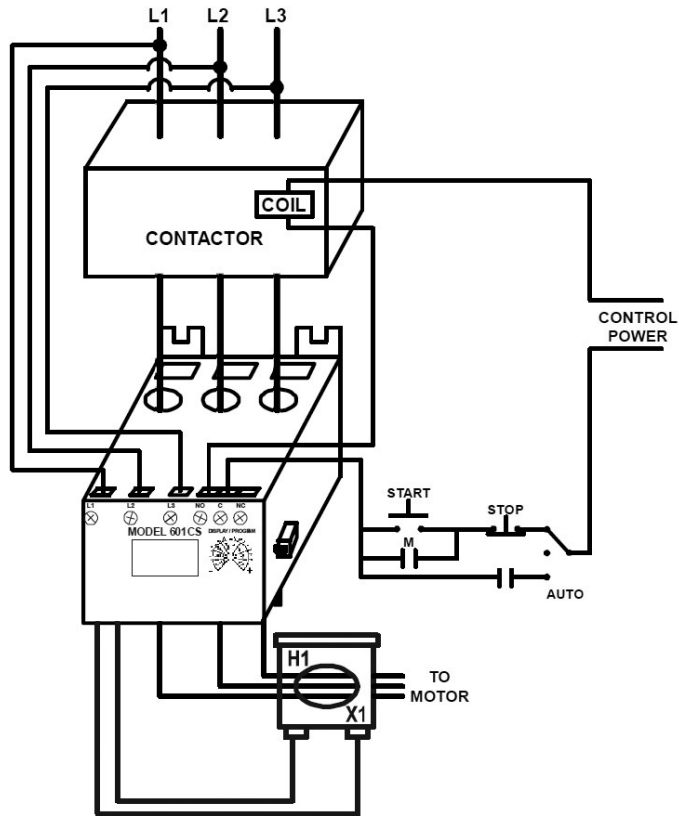
### Dimensions Inches (mm)



# Voltage Monitoring Relays

## 601-CS-D-P1 Series

### Wiring Diagram



**Disclaimer Notice** – Information furnished is believed to be accurate and reliable. However, users should independently evaluate the suitability of and test each product selected for their own applications. Littelfuse products are not designed for, and may not be used in, all applications. Read complete Disclaimer Notice at [www.littelfuse.com/product-disclaimer](http://www.littelfuse.com/product-disclaimer).