

# 59022 Reed Sensor



## Description

The 59022 Reed Sensor is a small cylindrical reed sensor, 25.4 mm (L) x 5.80 mm (Dia.) (1.00" x 0.228"), with a choice of normally open, normally closed or change-over contacts. It is capable of switching up to 200 Vdc at 10 W.

The 59022 Reed Sensor is available with a range of sensitivity and cable length options. It is well suited for use in a wide range of industrial, appliances, or IoT proximity sensing applications. It functions best with the 57022 actuator.

## Features & Benefits

- Non-contact switching solution for wet & harsh environments
- No leakage current in 'open' state—ideal for battery-powered IoT applications
- Helps implement efficient proximity/access and energy management systems
- Compact size and easy installation and effective concealment in many applications
- Hermetically sealed, IP67 rated; UL and REACH compliant
- Can operate through non-ferrous materials (for example, wood, plastic, or aluminum)
- Available in select sensitivities (operating distances)
- Standard cable configurations; customization options available
- UL Recognized per UL 508 and CSA C22.2 No. 14.

## Additional Information



Resources



Accessories



Samples

## Agency Approvals

Agency	Agency File Number
	E61760

**Note:** Contact Littelfuse for specific agency approval ratings.

## Applications

- Security and access control
- Factory automation
- Process equipment
- Major appliances
- Small appliances
- Proximity and limit sensing

# 59022 Reed Sensor

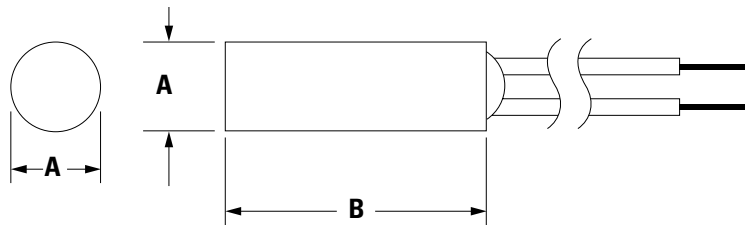
## Package Dimensions

Dimensions in mm (inch)

Product	A Nom. mm[in]	B Nom. mm[in]
57022 Actuator	5.8 +/- 0.25 [0.228 +/- 0.010]	25.4 +/- 0.25 [1.00 +/- 0.010]
59022 Sensor	5.8 +/- 0.25 [0.228 +/- 0.010]	25.4 +/- 0.25 [1.00 +/- 0.010]

## Material Specifications

Product	Housing Material	Color	Sealing Component
57022 Actuator	20% GF P.B.T	Black	Epoxy
59022 Sensor	20% GF P.B.T	Black	Epoxy



## Electrical Ratings

	Contact Type		Normally Open	Change Over	Normally Closed
Switch Type	-	-	1	3	4
Contact Rating <sup>1</sup>	-	VA/Watt - max.	10	5	5
Voltage <sup>4</sup>	Switching <sup>2</sup>	Vdc - max.	200	175	175
	Breakdown <sup>3</sup>	Vac - max.	140	120	120
		Vdc - min.	250	200	200
Current <sup>4</sup>	Switching <sup>2</sup>	Adc - max.	0.5	0.25	0.25
	Carry	Aac - max.	0.35	0.18	0.18
		Adc - max.	1.2	1.5	1.5
Resistance <sup>5</sup>	Contact, Initial Insulation	Ω - max.	0.2	0.2	0.2
		Ω - min.	10 <sup>10</sup>	10 <sup>9</sup>	10 <sup>9</sup>
Capacitance	Contact	pF - typ.	0.3	0.3	0.3
Temperature	Operating	°C	-40 to +105	-40 to +105	-40 to +105

## Product Characteristics

Operate Time <sup>6</sup>	-	ms - max.	1.0	3.0	3.0
Release Time <sup>6</sup>	-	ms - max.	1.0	3.0	3.0
Shock <sup>7</sup>	11ms ½ sine	G - max.	100	50	50
Vibration <sup>7</sup>	50-2000 Hz	G - max.	30	30	30

### Notes:

- Contact rating - Product of the switching voltage and current should never exceed the wattage rating. Contact Littelfuse for additional load/life information.
- When switching inductive and/or capacitive loads, the effects of transient voltages and/or currents should be considered. Refer to Application Notes AN108A and AN107 for details.
- Breakdown Voltage - per MIL-STD-202, Method 301. Leakage current is less than 0.1mA for 60 seconds.
- Electrical Load Life Expectancy - Contact Littelfuse with voltage, current values along with type of load.
- This resistance value is for 300 mm wire length. Resistance changes when wire lengthens.
- Operate (including bounce)/Release Time - per EIA/NARM RS-421-A, diode suppressed coil (Coil II).
- Shock and Vibration - per EIA/NARM RS-421-A and MIL-STD-202.

# 59022 Reed Sensor

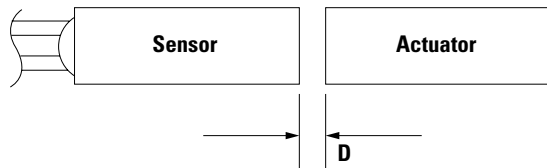
## Sensitivity Options

Select Option		S			T			U		
Switch Type		Pull-In AT Range	Activation Distance (mm)	Deactivation Distance (mm)	Pull-In AT Range	Activation Distance (mm)	Deactivation Distance (mm)	Pull-In AT Range	Activation Distance (mm)	Deactivation Distance (mm)
1	Normally Open	12-18	5.1	17	17-23	3.8	15.5	22-28	2.5	14
3	Change Over	15-20	5	15.5	20-25	4	14	25-30	3	12
4	Normally Closed	15-20	5	15.5	20-25	4	14	25-30	3	12

**Note:**

1. Measurements are from 57022 Nominal Actuator
2. Pull-In AT Range: These AT values are the bare reed switch AT before modification.

3. Not recommended to be mounted within/near ferrous materials; if doing so these activate & deactivate distances will decrease significantly



## Cable Length Specification

Cable Type: 24 AWG 7/32 PVC 105°C UL1430/UL1569	
Options	Cable Length mm [inch]
02	300 +/- 10.00 [11.81 +/- 0.394]
05	1000 +/- 10.00 [39.37 +/- 0.394]

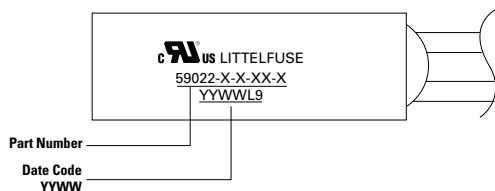
## Termination Specification

Termination Options	
Select Option	Description (Two-wire versions illustrated)
A	Tinned leads (6.4±0.76)mm

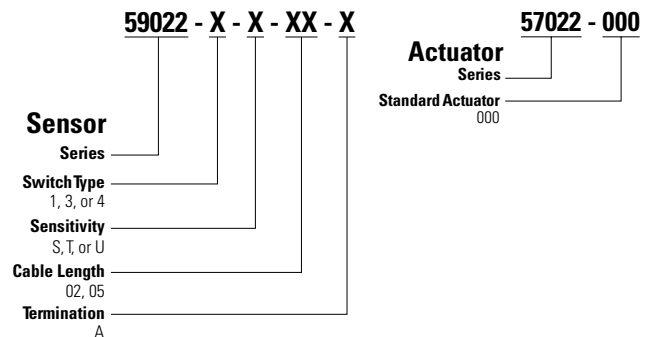
## Packaging

Cable Length	Packaging Specification	Quantity
02	Bulk	2000
05	Bulk	1500

## Package Markings



## Part Numbering System



**Disclaimer Notice** - Information furnished is believed to be accurate and reliable. However, users should independently evaluate the suitability of and test each product selected for their own applications. Littelfuse products are not designed for, and may not be used in, all applications. Read complete Disclaimer Notice at <http://www.littelfuse.com/disclaimer-electronics>.