CAD GENERATED DRAWING - NO PENCIL CHANGES ALLOWED (rev C)

Art.Nr.	Description	NOTE
178.6152.0020	CAR FUSEHOLDER FOURFOLD	-

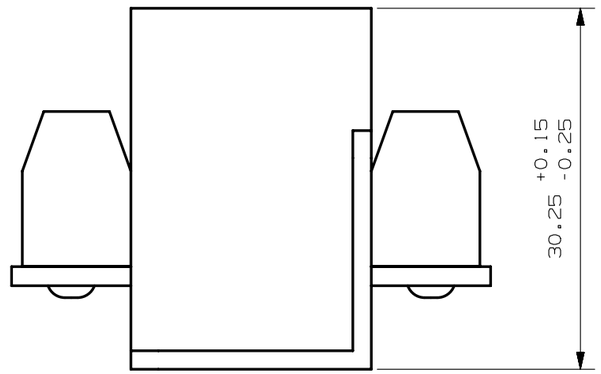

3D VIEW
SCALE 1:1

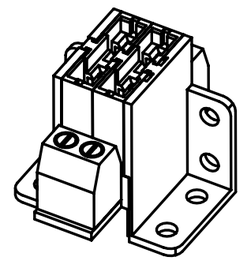

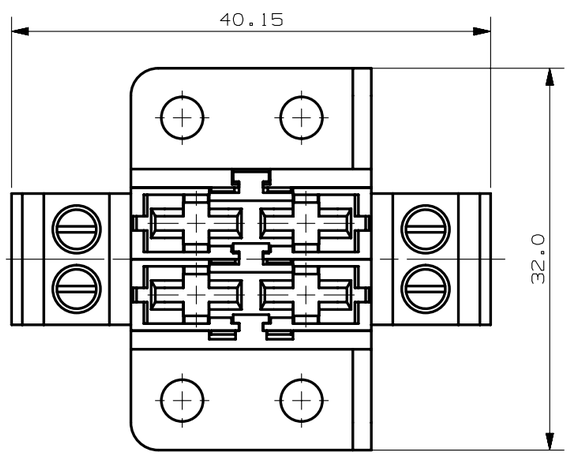

NO	COMPONENT NO	DESCRIPTION	QTY/M	U/M

BILL OF MATERIAL

MATL SPEC -

FINISH -

COPIES TO	
1	9 18
2	10 19
3	12 20
4	13 21
5	14 23
6	15 33
7	16 43
8	17 53

DRW	Pascal Jung	DATE 07/30/12	SCALE 2:1
CHK		DATE	SUPER DR
APPD		DATE	FINSH GOOD WT GRAMS/PIECE

TOLERANCES UNLESS OTHERWISE SPECIFIED (REF. ISO 2768-mK)

	UP TO 3	OVER 3 - 6	OVER 6 - 30	OVER 30 - 120	OVER 120 - 400
DIMENSION	0.5	±0.1	±0.2	±0.3	±0.5
TOLERANCE	±0.1	±0.1	±0.2	±0.3	±0.5

3RD ANGLE PROJECTION

TITLE CAR FUSEHOLDER TWOFOLD COMBINATION

Littelfuse® CHICAGO, USA 773-628-1000

REVISION D DRWG. NO. 178.6152.0020

LTR	DATE	REVISION	CHK	APD
A	10/04/99	RELEASE (ULB)		
B	11/29/99	CHANGE ARTICLE NO. (ULB)		
C	06/17/04	AEND.NR.478/292 (HOEP)		
D	07/30/12	505821ECA - REDRAW (PJ)		

UNLESS OTHERWISE SPECIFIED, DIMENSIONS ARE IN MILLIMETERS.
DIMENSIONS IN BRACKETS [ ] ARE INCHES

UNLESS OTHERWISE SPECIFIED, DIMENSIONS DO NOT INCLUDE PLATING.

◎ DENOTES CRITICAL CHARACTERISTICS.

CPK DENOTES CPK DIMENSIONS, -MINIMUM CPK VALUE

ST DENOTES A CHARACTERISTIC THAT PROVIDES AN INDICATION OF PROCESS PERFORMANCE. PROCEDURE FOR MEASUREMENT AND TRACKING TO BE DEFINED IN LITTELFUSE INSPECTION INSTRUCTIONS

CP DENOTES CP DIMENSIONS, -MINIMUM CP VALUE MUST BE WITHIN THE DIMENSIONAL LIMITATIONS SHOWN ON DRAWING AND INITIALLY LOCATED TO ALLOW FOR MAXIMUM TOOL LIFE

METRIC
ASSEMBLY