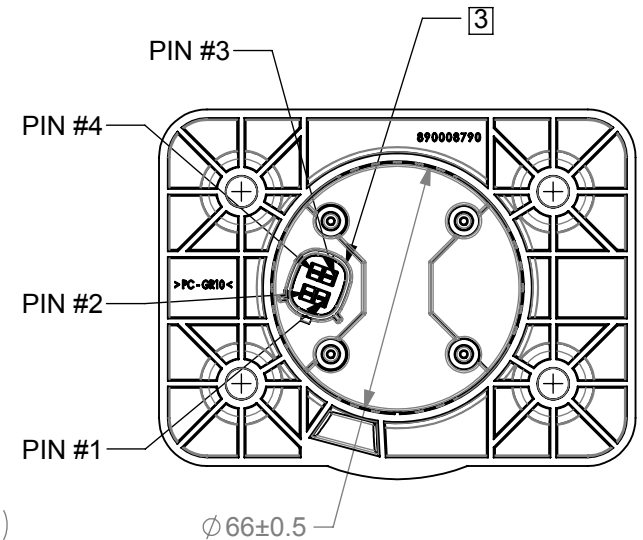
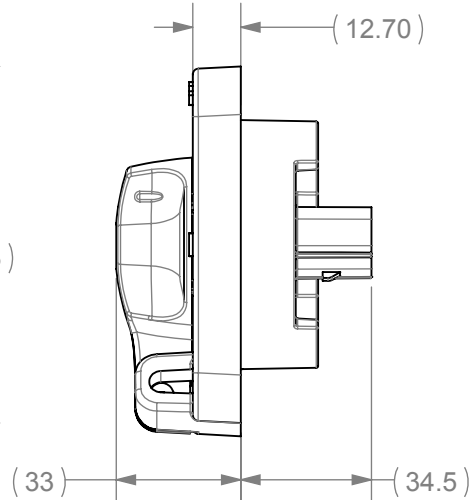
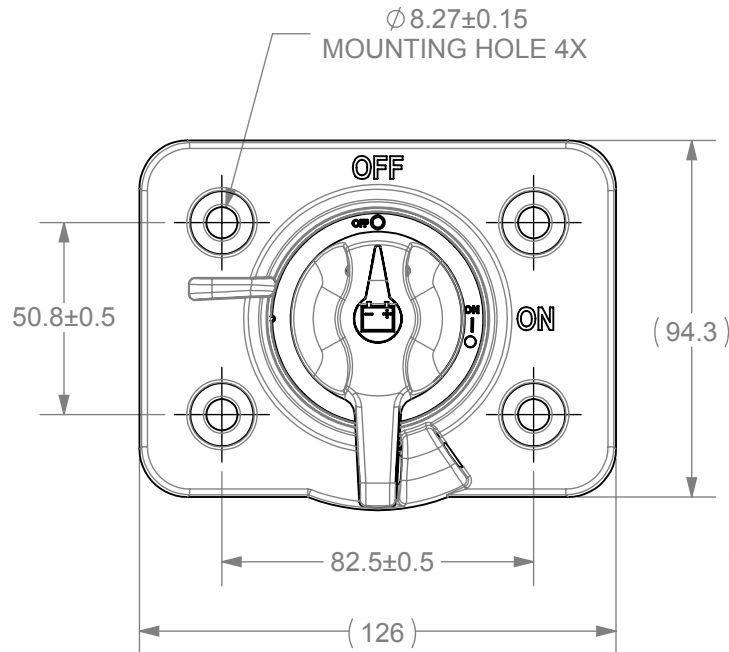
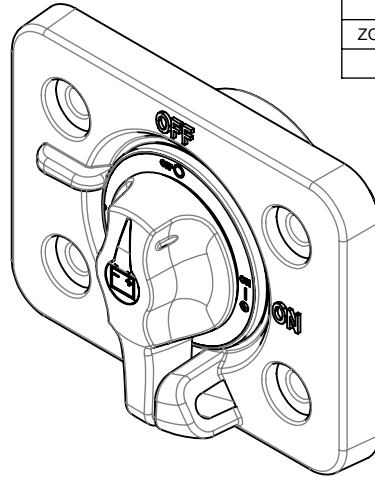


NOTES: (UNLESS OTHERWISE SPECIFIED)

1. ASSOCIATED CAD FILE DEFINES ALL NONDIMENSIONED FEATURES.
2. PRODUCT WEIGHT: 0.178kg
3. MATING CONNECTOR INTERFACE:  
CONNECTS TO MOLEX 33472-0406 MX150  
SEALED FEMALE CONNECTOR
4. IP RATING: IP67 & IP69K
5. ELECTRICAL RATING:  
MAX VOLTAGE: 16 Vdc  
CONTINUOUS CURRENT: 50 mAmps



REVISIONS

ZONE	REV.	DESCRIPTION	DATE	APPROVED
	A	PER EC#515332: INITIAL RELEASE	1/4/2016	J. LIU

DIMENSIONS ARE IN MM.

DIMENSIONS AND TOLERANCES  
ARE DEFINED ACCORDING TO  
ANSI / ASME Y14.5M-1994

THIS DRAWING AND THE  
INFORMATION CONTAINED WITHIN  
IT ARE CONFIDENTIAL AND MAY  
NOT BE COPIED OR DISCLOSED  
WITHOUT THE WRITTEN  
PERMISSION OF LITTELFUSE

	NAME	DATE
DRAWN	J. LIU	1/4/2016
CHECKED	-	-
-	-	-
-	-	-
-	-	-

THIRD ANGLE PROJECTION



Excessive Applied | Answer's Delivered  
805 W. Orchard Dr. Ste. 6, Bellingham, WA 98225  
Phone (360)738-9010 Fax (360)738-0372

SW-BATT, C/O, POS, W/LOCKOUT, SN

SIZE A	DWG. NO. 880176800A	REV. A
SCALE 1:2		SHEET 1 OF 1

PIN ID			
PIN #1	PIN #2	PIN #3	PIN #4
PWR From Main PNDB	Control Signal to Main PNDB	LED Pull-Down Line to Main PNDB	OFF Signal From Main PNDB