AVAILABLE OPTIONS	
PART NO.	DESCRIPTION
0571007	FUSEHOLDER (FOR MIDGET TYPE FUSES 1 13/32" - 1 1/2" LONG) SOLDER/QC TERMINALS, STRAIGHT BOTTOM TERMINAL
0571008	FUSEHOLDER (FOR MIDGET TYPE FUSES 1 13/32" - 1 1/2" LONG) SOLDER/QC TERMINALS, RIGHT ANGLE BOTTOM TERMINAL
0571027	FUSEHOLDER (FOR MIDGET TYPE FUSES 1 5/16" - 1 3/8" LONG) SOLDER/QC TERMINALS, STRAIGHT BOTTOM TERMINAL
0571028	FUSEHOLDER (FOR MIDGET TYPE FUSES 1 5/16" - 1 3/8" LONG) SOLDER/QC TERMINALS, RIGHT ANGLE BOTTOM TERMINAL
05710CC	FUSEHOLDER (FOR CLASS CC TYPE FUSES 1-1/2" LONG W/REJECTION FEATURE) SOLDER/QC TERMINALS, STRAIGHT BOTTOM TERMINAL.
0571RCC	FUSEHOLDER (FOR CLASS CC TYPE FUSES 1-1/2" LONG W/REFICTION FEATURE) SOLDER/QC TERMINAL, RIGHT ANGLE BOTTOM TERMINAL.
05710__A	FUSEHOLDER INDIVIDUALLY BAGGED
05710__P	INCLUDES 2 O-RINGS FOR WATERTIGHT SEAL PER MIL-F-19207
05710__L	FUSEHOLDER W/INSULATED BOOT AND 12" LONG WIRE LEADS FOR IN-LINE MOUNTING.
	OR ANY COMBINATION THEREOF

LTR	DATE	REVISION	CHK	APD
F	10/9/97	38682C - REVISE & REDRAWN IN NEW STRUCTURE KAM		
G	1/24/19	5203336ECP/D - ADD LEADED VERSION DETAIL MRY		

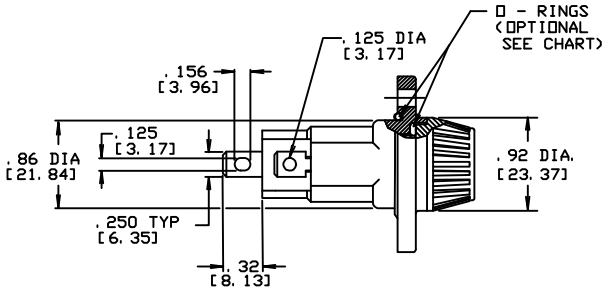

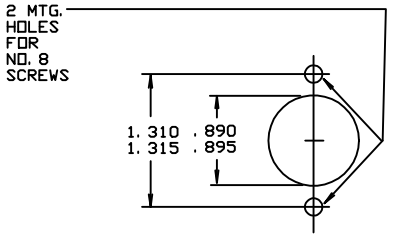

SUGGESTED
MOUNTING HOLE

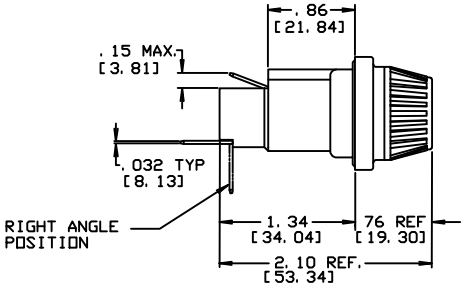

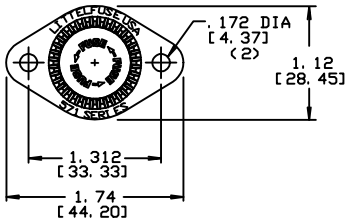

FUSEHOLDER W/ WIRE
LEADS & BOOT

NOTES:

1. METRIC DIM'S ARE SHOWN IN BRACKETS, [ ].
2. MATERIALS:
   BODY: BLACK THERMOPLASTIC
   TERMINALS: BRASS, TIN PLATED
   KNOB: BLACK THERMOSET PLASTIC
   KNOB INSERT: BRASS, NICKEL PLATED
   SPRING: STAINLESS STEEL, COPPER PLATED
   O-RINGS: BUNA N RUBBER
3. APPROVALS:

NO	COMPONENT NO	DESCRIPTION	QTY/M	U/M
2				
1				

BILL OF MATERIAL

UNLESS OTHERWISE SPECIFIED, DIMENSIONS DO NOT INCLUDE PLATING.

●	DENOTES CRITICAL CHARACTERISTICS.
CPK	DENOTES CPK DIMENSIONS, -MINIMUM CPK VALUE
ST	DENOTES A CHARACTERISTIC THAT PROVIDES AN INDICATION OF PROCESS PERFORMANCE. PROCEDURE FOR MEASUREMENT AND TRACKING TO BE DEFINED IN LITTELFUSE INSPECTION INSTRUCTIONS.
CP	DENOTES CP DIMENSIONS, -MINIMUM CP VALUE MUST BE WITHIN THE DIMENSIONAL LIMITATIONS SHOWN ON DRAWING AND INITIALLY LOCATED TO ALLOW FOR MAXIMUM TOOL LIFE.

C

COPIES TO	MATL SPEC		
1 9 18			
2 10 19	FINISH		
3 12 20			
4 13 21	DRW KAM	DATE 9/22/97	SCALE 1:1
5 14 23			
6 15 33	CHK	DATE	SUPER DR
7 16 43	APPD	DATE	RAW STK WT
8 17 53			LBS/M

TOLERANCE UNLESS OTHERWISE SPECIFIED
TWO PLACE DEC ±.01 FRACTION ±
THREE PLACE DEC ±.005 ANGULAR ±1°

TITLE
MIDGET CLASS CC FUSE FUSEHOLDER

Littelfuse
CHICAGO, ILLINOIS 60631

REVISION G

DRAWING NO. 0571000 OUTLINE SERIES

CAD GENERATED DRAWING - NO PENCIL CHANGES ALLOWED