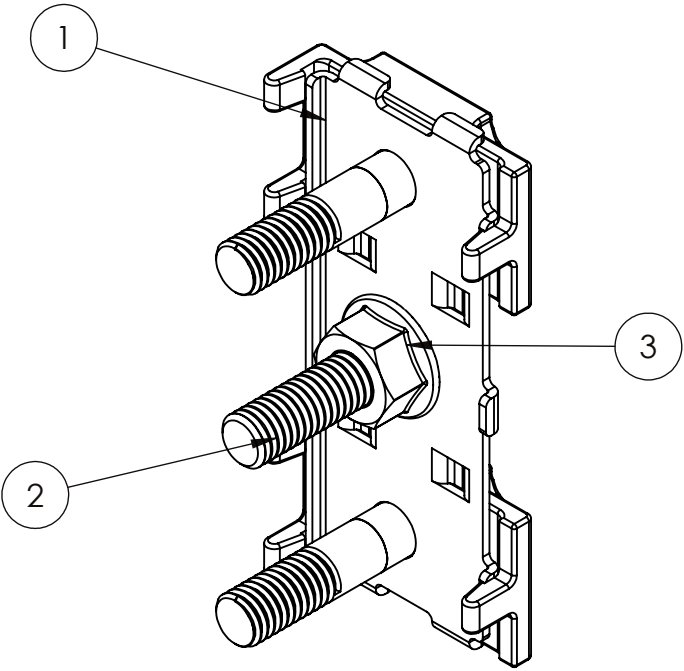
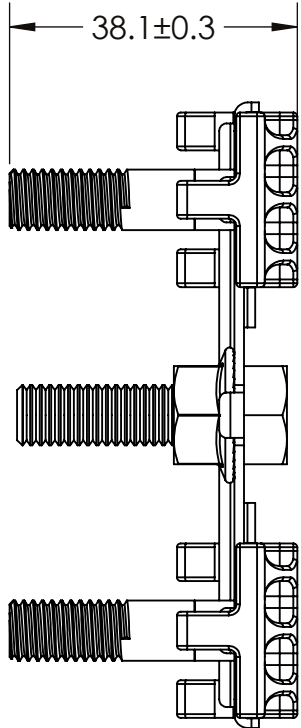
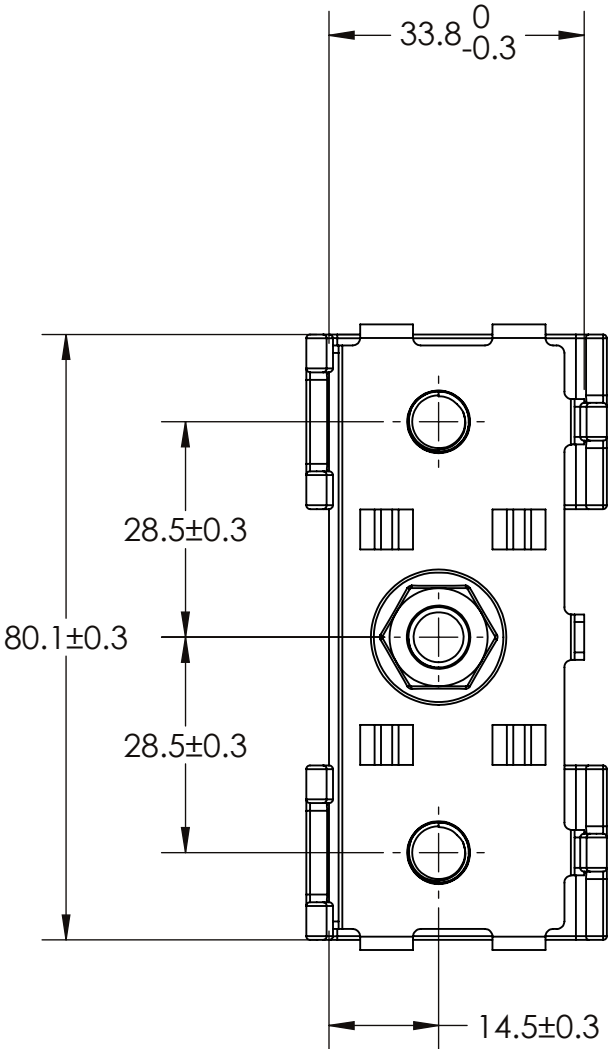
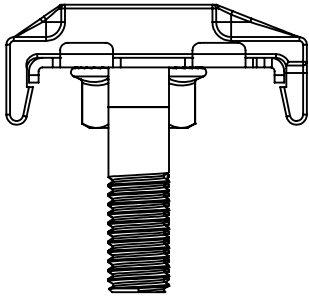


THIS DRAWING AND THE INFORMATION CONTAINED WITHIN IT ARE CONFIDENTIAL AND MAY NOT BE COPIED OR DISCLOSED WITHOUT THE WRITTEN PERMISSION OF LITTELFUSE.

REVISIONS				
ZONE	REV.	DESCRIPTION	DATE	APPROVED
	A	GCF #524724 INITIAL RELEASE. D.SILVA.	1/25/2022	L.ARGIL



3	-	M8 x 1.25 SERRATED FLANGE HEX NUT SS	1
2	-	BOLT M8x1.25x30 SS	1
1	882-855	SUB ASSM Z-CASE FUSE HOLDER 2WAY	1
ITEM NO.	PART NUMBER	DESCRIPTION	QTY.

- NOTES:
- ALL DIMENSIONS ARE FOR REFERENCE
 - MATERIAL:
 - ZCASE FUSE HOLDER:
 - BUSBAR: COPPER ALLOY
 - POLYPHTHALAMIDE (PPA)
 - STANDARD M8 BOLT
 - BOLT M8x1.25: STAINLESS STEEL (TO BE BAGGED)
 - HEX NUT M8X1.25: STAINLESS STEEL (TO BE BAGGED)
 - MOUNTING METHOD: M8 STUD MOUNT
 - MAX VOLTAGE RATING: 32 VDC
 - FUSE TERMINAL TORQUE: 14±2 Nm

DIMENSIONS ARE SHOWN IN MILLIMETERS. DIMENSIONS AND TOLERANCES ARE DEFINED ACCORDING TO ANSI/ASME Y14.5-1994.			
PER CHNFPD00-008 PROCEDURE	●	FIT/ FUNCTION CRITICAL CHARACTERISTICS	
	<S>	SAFETY/ COMPLIANCE CRITICAL CHARACTERISTICS SYMBOL	
	CPK	DENOTES CPK DIMENSIONS MINIMUM CPK VALUE	
	(ST)	DENOTES A CHARACTERISTIC THAT PROVIDES AN INDICATION OF PROCESS PERFORMANCE.PROCEDURE FOR MEASUREMEND AND TRACKING TO BE DEFINED IN LITTELFUSE INSPECTION INSTRUCTIONS	
	CP	DENOTES CP DIMENSIONS. -MINIMUM CP VALUE MUST BE WITHIN THE DIMENSIONAL LIMITATIONS SHOWN ON DRAWING AND INITIALLY LOCATED TO ALLOW FOR MAXIMUM TOOL LIFE	
DRAWN		NAME	DATE
CHECKED		D.SILVA	1/8/2022
FORM NO.		CVP-PE40-0005 REV B	
THIRD ANGLE PROJECTION			
DO NOT SCALE DRAWING		SIZE C	DWG. NO. OL-882-854
SCALE 1:1		OUTLINE	REV. A
SHEET 1 OF 1			

Expertise Applied | Answers Delivered

TITLE ZCASE HOLDER ASS 2WAY